



**ÓRGANO DE FISCALIZACIÓN SUPERIOR DEL ESTADO DE NAYARIT**  
**ESTADO DE NAYARIT**


Por Ramo o Dependencia / Unidad Responsable / Programa Presupuestario (Modalidad y Programa) / Actividad institucional/Objeto del gasto por Capítulo

Rep. Supervisor  
rptEstadoPresupuestoEgresosUA\_DP\_PG\_PY\_CP

Al 30/jun/2014

Fecha y | 28/jul/2014  
hora de Impresión | 01:34 p.m.

Ramo o Dependencia / Programa Presupuestario (Modalidad y Programa) / Actividad institucional/ Objeto del gasto por Capítulo/Clasificación Económica	Ampliaciones / Aprobado (Reducciones)	Presupuesto Vigente	Comprometido	Presupuesto Disponible para Comprometer	Devengado	Comprometido No Devengado	Presupuesto Sin Devengar	Ejercido	Pagado	Cuentas por Pagar Deuda	
<b>0 Sin Ramo/Dependencia</b>											
001 Rendición de Cuentas y Fiscalización	\$4,490,034.44	\$211,100.00	\$4,490,034.44	\$1,958,928.66	\$2,531,105.78	\$1,958,928.66	\$0.00	\$2,531,105.78	\$1,958,928.66	\$1,958,928.66	\$0.00
001 Rendición de Cuentas y Fiscalización	\$4,490,034.44	\$211,100.00	\$4,490,034.44	\$1,958,928.66	\$2,531,105.78	\$1,958,928.66	\$0.00	\$2,531,105.78	\$1,958,928.66	\$1,958,928.66	\$0.00
000 Fiscalización Superior de la Gestión	\$4,490,034.44	\$211,100.00	\$4,490,034.44	\$1,958,928.66	\$2,531,105.78	\$1,958,928.66	\$0.00	\$2,531,105.78	\$1,958,928.66	\$1,958,928.66	\$0.00
10000 SERVICIOS PERSONALES	\$3,937,674.44	\$0.00	\$3,937,674.44	\$1,674,148.48	\$2,263,525.96	\$1,674,148.48	\$0.00	\$2,263,525.96	\$1,674,148.48	\$1,674,148.48	\$0.00
20000 MATERIALES Y SUMINISTROS	\$97,220.00	\$0.00	\$97,220.00	\$23,469.09	\$73,750.91	\$23,469.09	\$0.00	\$73,750.91	\$23,469.09	\$23,469.09	\$0.00
30000 SERVICIOS GENERALES	\$417,640.00	\$0.00	\$417,640.00	\$240,511.09	\$177,128.91	\$240,511.09	\$0.00	\$177,128.91	\$240,511.09	\$240,511.09	\$0.00
50000 BIENES MUEBLES, INMUEBLES E INTANGIBLES	\$37,500.00	\$0.00	\$37,500.00	\$20,800.00	\$16,700.00	\$20,800.00	\$0.00	\$16,700.00	\$20,800.00	\$20,800.00	\$0.00
002 Profesionalización de la Fiscalización	\$1,148,965.00	\$10,000.00	\$1,148,965.00	\$241,081.68	\$907,883.32	\$241,081.68	\$0.00	\$907,883.32	\$241,081.68	\$241,081.68	\$0.00
R Rendición de Cuentas y Fiscalización	\$1,148,965.00	\$10,000.00	\$1,148,965.00	\$241,081.68	\$907,883.32	\$241,081.68	\$0.00	\$907,883.32	\$241,081.68	\$241,081.68	\$0.00
000 Fiscalización Superior de la Gestión	\$1,148,965.00	\$10,000.00	\$1,148,965.00	\$241,081.68	\$907,883.32	\$241,081.68	\$0.00	\$907,883.32	\$241,081.68	\$241,081.68	\$0.00
10000 SERVICIOS PERSONALES	\$1,020,950.00	\$0.00	\$1,020,950.00	\$224,040.63	\$796,909.37	\$224,040.63	\$0.00	\$796,909.37	\$224,040.63	\$224,040.63	\$0.00
20000 MATERIALES Y SUMINISTROS	\$19,830.00	\$0.00	\$19,830.00	\$744.99	\$19,085.01	\$744.99	\$0.00	\$19,085.01	\$744.99	\$744.99	\$0.00
30000 SERVICIOS GENERALES	\$93,185.00	\$0.00	\$93,185.00	\$16,296.06	\$76,888.94	\$16,296.06	\$0.00	\$76,888.94	\$16,296.06	\$16,296.06	\$0.00
50000 BIENES MUEBLES, INMUEBLES E INTANGIBLES	\$15,000.00	\$0.00	\$15,000.00	\$0.00	\$15,000.00	\$0.00	\$0.00	\$15,000.00	\$0.00	\$0.00	\$0.00
003 Desarrollo y Modernización Institucional	\$6,770,224.16	\$258,000.00	\$6,770,224.16	\$2,814,070.59	\$3,956,153.57	\$2,814,070.59	\$0.00	\$3,956,153.57	\$2,814,070.59	\$2,814,070.59	\$0.00
R Rendición de Cuentas y Fiscalización	\$6,770,224.16	\$258,000.00	\$6,770,224.16	\$2,814,070.59	\$3,956,153.57	\$2,814,070.59	\$0.00	\$3,956,153.57	\$2,814,070.59	\$2,814,070.59	\$0.00
000 Fiscalización Superior de la Gestión	\$6,770,224.16	\$258,000.00	\$6,770,224.16	\$2,814,070.59	\$3,956,153.57	\$2,814,070.59	\$0.00	\$3,956,153.57	\$2,814,070.59	\$2,814,070.59	\$0.00
10000 SERVICIOS PERSONALES	\$4,841,154.16	\$0.00	\$4,841,154.16	\$2,068,577.51	\$2,772,576.65	\$2,068,577.51	\$0.00	\$2,772,576.65	\$2,068,577.51	\$2,068,577.51	\$0.00
20000 MATERIALES Y SUMINISTROS	\$591,040.00	\$0.00	\$591,040.00	\$356,468.70	\$234,571.30	\$356,468.70	\$0.00	\$234,571.30	\$356,468.70	\$356,468.70	\$0.00
30000 SERVICIOS GENERALES	\$695,530.00	\$0.00	\$695,530.00	\$368,029.38	\$327,500.62	\$368,029.38	\$0.00	\$327,500.62	\$368,029.38	\$368,029.38	\$0.00

  
 LIC. ERNESTO ALONSO ROSALES RAMOS  
 DIRECTOR DE LA UNIDAD DE ADMINISTRACION



**ÓRGANO DE FISCALIZACIÓN SUPERIOR DEL ESTADO DE NAYARIT**  
**ESTADO DE NAYARIT**

Ramo o Dependencia / Unidad Responsable / Programa Presupuestario (Modalidad y Programa) / Actividad institucional/ Objeto del gasto por Capítulo

Hrp Supervisor

rp:EstadoPresupuestoEgresosUA\_DP\_PG\_PY\_CP

AI 30/jun/2014

Fecha y | 28/jul/2014

hora de Impresión | 01:34 p.m.

Ramo o Dependencia / Programa Presupuestario (Modalidad y Programa) / Actividad Institucional/ Objeto del gasto por Capítulo/ Clasificación Económica	Aprobado	Ampliaciones / Reducciones	Presupuesto Vigente	Comprometido	Presupuesto Disponible para Comprometer	Devengado	Comprometido No Devengado	Presupuesto Sin Devengar	Ejercido	Pagado	Cuentas por Pagar Deuda
50000 BIENES MUEBLES, INMUEBLES E INTANGIBLES	\$642,500.00	\$0.00	\$642,500.00	\$20,995.00	\$621,505.00	\$20,995.00	\$0.00	\$621,505.00	\$20,995.00	\$20,995.00	\$0.00
<b>004 Calidad en el Proceso de Fiscalización</b>	<b>\$32,914,820.14</b>	<b>\$431,300.00</b>	<b>\$33,454,820.14</b>	<b>\$13,271,246.65</b>	<b>\$20,183,573.49</b>	<b>\$13,271,246.65</b>	<b>\$0.00</b>	<b>\$20,183,573.49</b>	<b>\$13,271,246.65</b>	<b>\$13,271,246.65</b>	<b>\$0.00</b>
<b>R Rendición de Cuentas y Fiscalización</b>	<b>\$32,914,820.14</b>	<b>\$431,300.00</b>	<b>\$33,454,820.14</b>	<b>\$13,271,246.65</b>	<b>\$20,183,573.49</b>	<b>\$13,271,246.65</b>	<b>\$0.00</b>	<b>\$20,183,573.49</b>	<b>\$13,271,246.65</b>	<b>\$13,271,246.65</b>	<b>\$0.00</b>
<b>000 Fiscalización Superior de la Gestión</b>	<b>\$32,914,820.14</b>	<b>\$431,300.00</b>	<b>\$33,454,820.14</b>	<b>\$13,271,246.65</b>	<b>\$20,183,573.49</b>	<b>\$13,271,246.65</b>	<b>\$0.00</b>	<b>\$20,183,573.49</b>	<b>\$13,271,246.65</b>	<b>\$13,271,246.65</b>	<b>\$0.00</b>
10000 SERVICIOS PERSONALES	\$28,822,968.14	\$0.00	\$28,822,968.14	\$10,957,261.22	\$17,865,706.92	\$10,957,261.22	\$0.00	\$17,865,706.92	\$10,957,261.22	\$10,957,261.22	\$0.00
20000 MATERIALES Y SUMINISTROS	\$691,910.00	\$190,000.00	\$881,910.00	\$395,681.83	\$486,228.17	\$395,681.83	\$0.00	\$486,228.17	\$395,681.83	\$395,681.83	\$0.00
30000 SERVICIOS GENERALES	\$2,419,942.00	\$80,000.00	\$2,499,942.00	\$997,724.71	\$1,502,217.29	\$997,724.71	\$0.00	\$1,502,217.29	\$997,724.71	\$997,724.71	\$0.00
50000 BIENES MUEBLES, INMUEBLES E INTANGIBLES	\$980,000.00	\$270,000.00	\$1,250,000.00	\$920,578.89	\$329,421.11	\$920,578.89	\$0.00	\$329,421.11	\$920,578.89	\$920,578.89	\$0.00
<b>Sin Ramo/Dependencia</b>	<b>\$45,324,043.74</b>	<b>\$910,400.00</b>	<b>\$45,864,043.74</b>	<b>\$18,285,327.58</b>	<b>\$27,578,716.16</b>	<b>\$18,285,327.58</b>	<b>\$0.00</b>	<b>\$27,578,716.16</b>	<b>\$18,285,327.58</b>	<b>\$18,285,327.58</b>	<b>\$0.00</b>
<b>Total Final</b>	<b>\$45,324,043.74</b>	<b>\$910,400.00</b>	<b>\$45,864,043.74</b>	<b>\$18,285,327.58</b>	<b>\$27,578,716.16</b>	<b>\$18,285,327.58</b>	<b>\$0.00</b>	<b>\$27,578,716.16</b>	<b>\$18,285,327.58</b>	<b>\$18,285,327.58</b>	<b>\$0.00</b>

LIC. ERNESTO ALONSO ROSALES RAMOS  
 DIRECTOR DE LA UNIDAD DE ADMINISTRACION

**ÓRGANO DE FISCALIZACIÓN SUPERIOR DEL ESTADO DE NAYARIT**  
**ESTADO DE NAYARIT**




Rep. Supervisor  
 rptEstadoPresupuestoEgresosUA\_PG\_PY\_CP\_CE

Ramo o Dependencia /Programa Presupuestario (Modalidad y Programa) /Actividad institucional/ Objeto del gasto por Capítulo/ Clasificación Económica

AI 30/jun/2014

Fecha y hora de Impresión | 28/jul/2014  
 01:34 p.m.

Ramo o Dependencia / Programa Presupuestario (Modalidad y Programa) /Actividad institucional/ Objeto del gasto por Capítulo/Clasificación Económica	Ampliaciones / Aprobado (Reducciones)	Presupuesto Vigente	Comprometido	Presupuesto Disponible para Comprometer	Devengado	Comprometido No Devengado	Presupuesto Sin Devengar	Ejercido	Pagado	Cuentas por Pagar Deuda	
<b>0 Sin Ramo/Dependencia</b>											
RCF001 Rendición de Cuentas y Fiscalización											
0003 Fiscalización Superior de la Gestión Pública											
10000 SERVICIOS PERSONALES	\$38,622,746.74	\$0.00	\$38,622,746.74	\$14,924,027.84	\$23,698,718.90	\$14,924,027.84	\$0.00	\$23,698,718.90	\$14,924,027.84	\$14,924,027.84	\$0.00
0 S/N	\$50,000.00	\$0.00	\$50,000.00	\$0.00	\$50,000.00	\$0.00	\$0.00	\$50,000.00	\$0.00	\$0.00	\$0.00
1 Gasto Corriente	\$38,572,746.74	\$0.00	\$38,572,746.74	\$14,924,027.84	\$23,648,718.90	\$14,924,027.84	\$0.00	\$23,648,718.90	\$14,924,027.84	\$14,924,027.84	\$0.00
20000 MATERIALES Y SUMINISTROS	\$1,400,000.00	\$190,000.00	\$1,590,000.00	\$776,364.61	\$813,635.39	\$776,364.61	\$0.00	\$813,635.39	\$776,364.61	\$776,364.61	\$0.00
1 Gasto Corriente	\$1,400,000.00	\$190,000.00	\$1,590,000.00	\$776,364.61	\$813,635.39	\$776,364.61	\$0.00	\$813,635.39	\$776,364.61	\$776,364.61	\$0.00
30000 SERVICIOS GENERALES	\$3,776,297.00	\$156,000.00	\$3,932,297.00	\$1,748,540.65	\$2,183,756.35	\$1,748,540.65	\$0.00	\$2,183,756.35	\$1,748,540.65	\$1,748,540.65	\$0.00
1 Gasto Corriente	\$3,626,297.00	\$80,000.00	\$3,706,297.00	\$1,622,561.24	\$2,083,735.76	\$1,622,561.24	\$0.00	\$2,083,735.76	\$1,622,561.24	\$1,622,561.24	\$0.00
2 Gasto de Capital	\$150,000.00	\$76,000.00	\$226,000.00	\$125,979.41	\$100,020.59	\$125,979.41	\$0.00	\$100,020.59	\$125,979.41	\$125,979.41	\$0.00
50000 BIENES MUEBLES, INMUEBLES E INTANGI	\$1,675,000.00	\$270,000.00	\$1,945,000.00	\$962,373.89	\$982,626.11	\$962,373.89	\$0.00	\$982,626.11	\$962,373.89	\$962,373.89	\$0.00
2 Gasto de Capital	\$1,675,000.00	\$270,000.00	\$1,945,000.00	\$962,373.89	\$982,626.11	\$962,373.89	\$0.00	\$982,626.11	\$962,373.89	\$962,373.89	\$0.00
Fiscalización Superior de la Gestión Pi	\$46,474,043.74	\$940,400.00	\$46,090,043.74	\$18,411,306.99	\$27,678,736.75	\$18,411,306.99	\$0.00	\$27,678,736.75	\$18,411,306.99	\$18,411,306.99	\$0.00
<b>Rendición de Cuentas y Fiscaliz</b>	\$46,474,043.74	\$940,400.00	\$46,090,043.74	\$18,411,306.99	\$27,678,736.75	\$18,411,306.99	\$0.00	\$27,678,736.75	\$18,411,306.99	\$18,411,306.99	\$0.00
<b>Sin Ramo/Dependencia</b>	\$46,474,043.74	\$940,400.00	\$46,090,043.74	\$18,411,306.99	\$27,678,736.75	\$18,411,306.99	\$0.00	\$27,678,736.75	\$18,411,306.99	\$18,411,306.99	\$0.00
<b>Total</b>	\$46,474,043.74	\$940,400.00	\$46,090,043.74	\$18,411,306.99	\$27,678,736.75	\$18,411,306.99	\$0.00	\$27,678,736.75	\$18,411,306.99	\$18,411,306.99	\$0.00

  
 LIC. ERNESTO ALONSO ROSALES RAMOS  
 DIRECTOR DE LA UNIDAD DE ADMINISTRACION

**ÓRGANO DE FISCALIZACIÓN SUPERIOR DEL ESTADO DE NAYARIT**  
**ESTADO DE NAYARIT**




UFE SUPERVISOR  
F Estado Presupuesto Egresos UA\_DP\_PG\_PY\_CP\_F

Por Ramo o Dependencia /Unidad Responsable /Programa Presupuestario (Modalidad y Programa) /Actividad institucional/Objeto del gasto por Partida

Al 30/jun/2014

Fecha y 28/jul/2014  
hora de Impresión 01:35 p.m.

Ramo o Dependencia / Unidad Responsable /Programa Presupuestario (Modalidad y Programa) / Actividad Institucional/Objeto del gasto por Partida Genérica/Fuente de Financiamiento		Ampliaciones / Aprobado (Reducciones)	Presupuesto Vigente	Comprometido	Presupuesto Disponibile para Comprometer	Devengado	Comprometido No Devengado	Presupuesto Sin Devengar	Ejercido	Pagado	Cuentas por Pagar Deuda	
<b>0 Sin Ramo/Dependencia</b>												
<b>00 Rendición de Cuentas y Fiscalización</b>												
<b>1</b>												
RCF	Rendición de Cuentas y Fiscalización	\$4,490,034.44	\$211,100.00	\$4,490,034.44	\$1,958,928.66	\$2,531,105.78	\$1,958,928.66	\$0.00	\$2,531,105.78	\$1,958,928.66	\$1,958,928.66	\$0.00
O01												
O003	Fiscalización Superior de la Gestión Pública	\$4,490,034.44	\$211,100.00	\$4,490,034.44	\$1,958,928.66	\$2,531,105.78	\$1,958,928.66	\$0.00	\$2,531,105.78	\$1,958,928.66	\$1,958,928.66	\$0.00
11300	SUELDOS BASE AL PERSONAL PERMAN	\$1,200,974.44	\$0.00	\$1,200,974.44	\$541,901.44	\$659,073.00	\$541,901.44	\$0.00	\$659,073.00	\$541,901.44	\$541,901.44	\$0.00
001	OFS	\$1,200,974.44	\$0.00	\$1,200,974.44	\$541,901.44	\$659,073.00	\$541,901.44	\$0.00	\$659,073.00	\$541,901.44	\$541,901.44	\$0.00
12300	RETRIBUCIONES POR SERVICIOS DE CA	\$120.00	\$0.00	\$120.00	\$0.00	\$120.00	\$0.00	\$0.00	\$120.00	\$0.00	\$0.00	\$0.00
001	OFS	\$120.00	\$0.00	\$120.00	\$0.00	\$120.00	\$0.00	\$0.00	\$120.00	\$0.00	\$0.00	\$0.00
13100	PRIMAS POR AÑOS DE SERVICIOS EFEC	\$120.00	\$0.00	\$120.00	\$0.00	\$120.00	\$0.00	\$0.00	\$120.00	\$0.00	\$0.00	\$0.00
001	OFS	\$120.00	\$0.00	\$120.00	\$0.00	\$120.00	\$0.00	\$0.00	\$120.00	\$0.00	\$0.00	\$0.00
13200	PRIMAS DE VACACIONES, DOMINICAL Y	\$642,000.00	\$0.00	\$642,000.00	\$14,183.90	\$627,816.10	\$14,183.90	\$0.00	\$627,816.10	\$14,183.90	\$14,183.90	\$0.00
001	OFS	\$642,000.00	\$0.00	\$642,000.00	\$14,183.90	\$627,816.10	\$14,183.90	\$0.00	\$627,816.10	\$14,183.90	\$14,183.90	\$0.00
13400	COMPENSACIONES	\$1,690,400.00	-\$70,000.00	\$1,620,400.00	\$839,127.52	\$781,272.48	\$839,127.52	\$0.00	\$781,272.48	\$839,127.52	\$839,127.52	\$0.00
001	OFS	\$1,690,400.00	-\$70,000.00	\$1,620,400.00	\$839,127.52	\$781,272.48	\$839,127.52	\$0.00	\$781,272.48	\$839,127.52	\$839,127.52	\$0.00
14100	APORTACIONES DE SEGURIDAD SOCIAL	\$203,400.00	\$0.00	\$203,400.00	\$128,737.94	\$74,662.06	\$128,737.94	\$0.00	\$74,662.06	\$128,737.94	\$128,737.94	\$0.00
001	OFS	\$203,400.00	\$0.00	\$203,400.00	\$128,737.94	\$74,662.06	\$128,737.94	\$0.00	\$74,662.06	\$128,737.94	\$128,737.94	\$0.00
14200	APORTACIONES A FONDOS DE VIVIEND/	\$26,750.00	\$0.00	\$26,750.00	\$4,047.56	\$22,702.44	\$4,047.56	\$0.00	\$22,702.44	\$4,047.56	\$4,047.56	\$0.00
001	OFS	\$26,750.00	\$0.00	\$26,750.00	\$4,047.56	\$22,702.44	\$4,047.56	\$0.00	\$22,702.44	\$4,047.56	\$4,047.56	\$0.00
14400	APORTACIONES PARA SEGUROS	\$3,000.00	\$0.00	\$3,000.00	\$0.00	\$3,000.00	\$0.00	\$0.00	\$3,000.00	\$0.00	\$0.00	\$0.00
001	OFS	\$3,000.00	\$0.00	\$3,000.00	\$0.00	\$3,000.00	\$0.00	\$0.00	\$3,000.00	\$0.00	\$0.00	\$0.00
15100	CUOTAS PARA EL FONDO DE AHORRO `	\$21,250.00	\$0.00	\$21,250.00	\$12,548.64	\$8,701.36	\$12,548.64	\$0.00	\$8,701.36	\$12,548.64	\$12,548.64	\$0.00
001	OFS	\$21,250.00	\$0.00	\$21,250.00	\$12,548.64	\$8,701.36	\$12,548.64	\$0.00	\$8,701.36	\$12,548.64	\$12,548.64	\$0.00
15200	INDEMNIZACIONES	\$12,000.00	\$0.00	\$12,000.00	\$12,000.00	\$0.00	\$12,000.00	\$0.00	\$0.00	\$12,000.00	\$12,000.00	\$0.00

  
 LIC. ERNESTO ALONSO ROSALES RAMOS  
 DIRECTOR DE LA UNIDAD DE ADMINISTRACION



**ÓRGANO DE FISCALIZACIÓN SUPERIOR DEL ESTADO DE NAYARIT**  
**ESTADO DE NAYARIT**

Por Ramo o Dependencia /Unidad Responsable /Programa Presupuestario (Modalidad y Programa) /Actividad institucional/Objeto del gasto por Partida

UFE Supervisor  
Estado PresupuestoEgresosUA\_DP\_PG\_PY\_CP\_F

Al 30/jun/2014

Fecha y 28/jul/2014  
hora de Impresión 01:35 p.m.

Ramo o Dependencia / Unidad Responsable /Programa Presupuestario (Modalidad y Programa) / Actividad institucional/Objeto del gasto por Partida Genérica/Fuente de Financiamiento		Ampliaciones / Aprobado (Reducciones)	Presupuesto Vigente	Comprometido	Presupuesto Disponible para Comprometer	Devengado	Comprometido No Devengado	Presupuesto Sin Devengar	Ejercido	Pagado	Cuentas por Pagar Deuda	
001	OFS	\$12,000.00	\$0.00	\$12,000.00	\$12,000.00	\$0.00	\$12,000.00	\$0.00	\$0.00	\$12,000.00	\$12,000.00	\$0.00
<b>15400</b>	<b>PRESTACIONES CONTRACTUALES</b>	<b>\$120,000.00</b>	<b>\$70,000.00</b>	<b>\$190,000.00</b>	<b>\$121,601.48</b>	<b>\$68,398.52</b>	<b>\$121,601.48</b>	<b>\$0.00</b>	<b>\$68,398.52</b>	<b>\$121,601.48</b>	<b>\$121,601.48</b>	<b>\$0.00</b>
001	OFS	\$120,000.00	\$70,000.00	\$190,000.00	\$121,601.48	\$68,398.52	\$121,601.48	\$0.00	\$68,398.52	\$121,601.48	\$121,601.48	\$0.00
<b>15500</b>	<b>APOYOS A LA CAPACITACIÓN DE LOS S</b>	<b>\$120.00</b>	<b>\$0.00</b>	<b>\$120.00</b>	<b>\$0.00</b>	<b>\$120.00</b>	<b>\$0.00</b>	<b>\$0.00</b>	<b>\$120.00</b>	<b>\$0.00</b>	<b>\$0.00</b>	<b>\$0.00</b>
001	OFS	\$120.00	\$0.00	\$120.00	\$0.00	\$120.00	\$0.00	\$0.00	\$120.00	\$0.00	\$0.00	\$0.00
<b>15900</b>	<b>OTRAS PRESTACIONES SOCIALES Y EC</b>	<b>\$120.00</b>	<b>\$0.00</b>	<b>\$120.00</b>	<b>\$0.00</b>	<b>\$120.00</b>	<b>\$0.00</b>	<b>\$0.00</b>	<b>\$120.00</b>	<b>\$0.00</b>	<b>\$0.00</b>	<b>\$0.00</b>
001	OFS	\$120.00	\$0.00	\$120.00	\$0.00	\$120.00	\$0.00	\$0.00	\$120.00	\$0.00	\$0.00	\$0.00
<b>16100</b>	<b>PREVISIONES DE CARÁCTER LABORAL</b>	<b>\$12,500.00</b>	<b>\$0.00</b>	<b>\$12,500.00</b>	<b>\$0.00</b>	<b>\$12,500.00</b>	<b>\$0.00</b>	<b>\$0.00</b>	<b>\$12,500.00</b>	<b>\$0.00</b>	<b>\$0.00</b>	<b>\$0.00</b>
001	OFS	\$12,500.00	\$0.00	\$12,500.00	\$0.00	\$12,500.00	\$0.00	\$0.00	\$12,500.00	\$0.00	\$0.00	\$0.00
<b>17100</b>	<b>ESTÍMULOS</b>	<b>\$4,920.00</b>	<b>\$0.00</b>	<b>\$4,920.00</b>	<b>\$0.00</b>	<b>\$4,920.00</b>	<b>\$0.00</b>	<b>\$0.00</b>	<b>\$4,920.00</b>	<b>\$0.00</b>	<b>\$0.00</b>	<b>\$0.00</b>
001	OFS	\$4,920.00	\$0.00	\$4,920.00	\$0.00	\$4,920.00	\$0.00	\$0.00	\$4,920.00	\$0.00	\$0.00	\$0.00
<b>21100</b>	<b>MATERIALES, ÚTILES Y EQUIPOS MENOR</b>	<b>\$24,860.00</b>	<b>\$0.00</b>	<b>\$24,860.00</b>	<b>\$1,957.72</b>	<b>\$22,902.28</b>	<b>\$1,957.72</b>	<b>\$0.00</b>	<b>\$22,902.28</b>	<b>\$1,957.72</b>	<b>\$1,957.72</b>	<b>\$0.00</b>
001	OFS	\$24,860.00	\$0.00	\$24,860.00	\$1,957.72	\$22,902.28	\$1,957.72	\$0.00	\$22,902.28	\$1,957.72	\$1,957.72	\$0.00
<b>21300</b>	<b>MATERIAL ESTADÍSTICO Y GEOGRÁFICO</b>	<b>\$120.00</b>	<b>\$0.00</b>	<b>\$120.00</b>	<b>\$0.00</b>	<b>\$120.00</b>	<b>\$0.00</b>	<b>\$0.00</b>	<b>\$120.00</b>	<b>\$0.00</b>	<b>\$0.00</b>	<b>\$0.00</b>
001	OFS	\$120.00	\$0.00	\$120.00	\$0.00	\$120.00	\$0.00	\$0.00	\$120.00	\$0.00	\$0.00	\$0.00
<b>21400</b>	<b>MATERIALES, ÚTILES Y EQUIPOS MENOR</b>	<b>\$15,600.00</b>	<b>\$0.00</b>	<b>\$15,600.00</b>	<b>\$6,300.01</b>	<b>\$9,299.99</b>	<b>\$6,300.01</b>	<b>\$0.00</b>	<b>\$9,299.99</b>	<b>\$6,300.01</b>	<b>\$6,300.01</b>	<b>\$0.00</b>
001	OFS	\$15,600.00	\$0.00	\$15,600.00	\$6,300.01	\$9,299.99	\$6,300.01	\$0.00	\$9,299.99	\$6,300.01	\$6,300.01	\$0.00
<b>21500</b>	<b>MATERIAL IMPRESO E INFORMACIÓN DIGITAL</b>	<b>\$10,000.00</b>	<b>\$0.00</b>	<b>\$10,000.00</b>	<b>\$8,486.00</b>	<b>\$1,514.00</b>	<b>\$8,486.00</b>	<b>\$0.00</b>	<b>\$1,514.00</b>	<b>\$8,486.00</b>	<b>\$8,486.00</b>	<b>\$0.00</b>
001	OFS	\$10,000.00	\$0.00	\$10,000.00	\$8,486.00	\$1,514.00	\$8,486.00	\$0.00	\$1,514.00	\$8,486.00	\$8,486.00	\$0.00
<b>21600</b>	<b>MATERIAL DE LIMPIEZA</b>	<b>\$6,600.00</b>	<b>\$0.00</b>	<b>\$6,600.00</b>	<b>\$0.00</b>	<b>\$6,600.00</b>	<b>\$0.00</b>	<b>\$0.00</b>	<b>\$6,600.00</b>	<b>\$0.00</b>	<b>\$0.00</b>	<b>\$0.00</b>
001	OFS	\$6,600.00	\$0.00	\$6,600.00	\$0.00	\$6,600.00	\$0.00	\$0.00	\$6,600.00	\$0.00	\$0.00	\$0.00
<b>22100</b>	<b>PRODUCTOS ALIMENTICIOS PARA PERSONAL</b>	<b>\$35,000.00</b>	<b>\$0.00</b>	<b>\$35,000.00</b>	<b>\$6,725.36</b>	<b>\$28,274.64</b>	<b>\$6,725.36</b>	<b>\$0.00</b>	<b>\$28,274.64</b>	<b>\$6,725.36</b>	<b>\$6,725.36</b>	<b>\$0.00</b>
001	OFS	\$35,000.00	\$0.00	\$35,000.00	\$6,725.36	\$28,274.64	\$6,725.36	\$0.00	\$28,274.64	\$6,725.36	\$6,725.36	\$0.00
<b>22300</b>	<b>UTENSILIOS PARA EL SERVICIO DE ALIMENTACIÓN</b>	<b>\$1,800.00</b>	<b>\$0.00</b>	<b>\$1,800.00</b>	<b>\$0.00</b>	<b>\$1,800.00</b>	<b>\$0.00</b>	<b>\$0.00</b>	<b>\$1,800.00</b>	<b>\$0.00</b>	<b>\$0.00</b>	<b>\$0.00</b>
001	OFS	\$1,800.00	\$0.00	\$1,800.00	\$0.00	\$1,800.00	\$0.00	\$0.00	\$1,800.00	\$0.00	\$0.00	\$0.00
<b>24600</b>	<b>MATERIAL ELÉCTRICO Y ELECTRÓNICO</b>	<b>\$1,200.00</b>	<b>\$0.00</b>	<b>\$1,200.00</b>	<b>\$0.00</b>	<b>\$1,200.00</b>	<b>\$0.00</b>	<b>\$0.00</b>	<b>\$1,200.00</b>	<b>\$0.00</b>	<b>\$0.00</b>	<b>\$0.00</b>
001	OFS	\$1,200.00	\$0.00	\$1,200.00	\$0.00	\$1,200.00	\$0.00	\$0.00	\$1,200.00	\$0.00	\$0.00	\$0.00

LIC. ERNESTO ALONSO ROSALES RAMOS  
DIRECTOR DE LA UNIDAD DE ADMINISTRACION



**ÓRGANO DE FISCALIZACIÓN SUPERIOR DEL ESTADO DE NAYARIT**  
**ESTADO DE NAYARIT**

Por Ramo o Dependencia /Unidad Responsable /Programa Presupuestario (Modalidad y Programa) /Actividad institucional/Objeto del gasto por Partida

SubproyectoEgresosUA\_DP\_PG\_PY\_CP\_F  
 EstadoPresupuesto

Al 30/jun/2014

Fecha y 28/jul/2014

hora de Impresión 01:35 p.m.

Ramo o Dependencia / Unidad Responsable /Programa Presupuestario (Modalidad y Programa) / Actividad institucional/Objeto del gasto por Partida Genérica/Fuente de Financiamiento	Ampliaciones / Aprobado (Reducciones)	Presupuesto Vigente	Comprometido	Presupuesto Disponible para Comprometer	Devengado	Comprometido No Devengado	Presupuesto Sin Devengar	Ejercido	Pagado	Cuentas por Pagar Deuda
27100 VESTUARIO Y UNIFORMES	\$120.00	\$0.00	\$120.00	\$0.00	\$120.00	\$0.00	\$120.00	\$0.00	\$0.00	\$0.00
001 OFS	\$120.00	\$0.00	\$120.00	\$0.00	\$120.00	\$0.00	\$120.00	\$0.00	\$0.00	\$0.00
29100 HERRAMIENTAS MENORES	\$120.00	\$0.00	\$120.00	\$0.00	\$120.00	\$0.00	\$120.00	\$0.00	\$0.00	\$0.00
001 OFS	\$120.00	\$0.00	\$120.00	\$0.00	\$120.00	\$0.00	\$120.00	\$0.00	\$0.00	\$0.00
29400 REFACCIONES Y ACCESORIOS MENOR	\$1,560.00	\$0.00	\$1,560.00	\$0.00	\$1,560.00	\$0.00	\$1,560.00	\$0.00	\$0.00	\$0.00
001 OFS	\$1,560.00	\$0.00	\$1,560.00	\$0.00	\$1,560.00	\$0.00	\$1,560.00	\$0.00	\$0.00	\$0.00
29900 REFACCIONES Y ACCESORIOS MENORE	\$240.00	\$0.00	\$240.00	\$0.00	\$240.00	\$0.00	\$240.00	\$0.00	\$0.00	\$0.00
001 OFS	\$240.00	\$0.00	\$240.00	\$0.00	\$240.00	\$0.00	\$240.00	\$0.00	\$0.00	\$0.00
31100 ENERGÍA ELÉCTRICA	\$30,000.00	\$0.00	\$30,000.00	\$7,986.96	\$22,013.04	\$7,986.96	\$22,013.04	\$7,986.96	\$7,986.96	\$0.00
001 OFS	\$30,000.00	\$0.00	\$30,000.00	\$7,986.96	\$22,013.04	\$7,986.96	\$22,013.04	\$7,986.96	\$7,986.96	\$0.00
31400 TELEFONÍA TRADICIONAL	\$13,200.00	\$0.00	\$13,200.00	\$3,834.50	\$9,365.50	\$3,834.50	\$9,365.50	\$3,834.50	\$3,834.50	\$0.00
001 OFS	\$13,200.00	\$0.00	\$13,200.00	\$3,834.50	\$9,365.50	\$3,834.50	\$9,365.50	\$3,834.50	\$3,834.50	\$0.00
31700 SERVICIOS DE ACCESO DE INTERNET, F	\$7,200.00	-\$3,000.00	\$4,200.00	\$227.64	\$3,972.36	\$227.64	\$3,972.36	\$227.64	\$227.64	\$0.00
001 OFS	\$7,200.00	-\$3,000.00	\$4,200.00	\$227.64	\$3,972.36	\$227.64	\$3,972.36	\$227.64	\$227.64	\$0.00
31800 SERVICIOS POSTALES Y TELEGRÁFICOS	\$8,400.00	\$0.00	\$8,400.00	\$4,496.61	\$3,903.39	\$4,496.61	\$3,903.39	\$4,496.61	\$4,496.61	\$0.00
001 OFS	\$8,400.00	\$0.00	\$8,400.00	\$4,496.61	\$3,903.39	\$4,496.61	\$3,903.39	\$4,496.61	\$4,496.61	\$0.00
32200 ARRENDAMIENTO DE EDIFICIOS	\$83,520.00	-\$13,000.00	\$70,520.00	\$33,964.80	\$36,555.20	\$33,964.80	\$36,555.20	\$33,964.80	\$33,964.80	\$0.00
001 OFS	\$83,520.00	-\$13,000.00	\$70,520.00	\$33,964.80	\$36,555.20	\$33,964.80	\$36,555.20	\$33,964.80	\$33,964.80	\$0.00
32700 ARRENDAMIENTO DE ACTIVOS INTANGII	\$7,200.00	\$0.00	\$7,200.00	\$7,200.00	\$0.00	\$7,200.00	\$0.00	\$7,200.00	\$7,200.00	\$0.00
001 OFS	\$7,200.00	\$0.00	\$7,200.00	\$7,200.00	\$0.00	\$7,200.00	\$0.00	\$7,200.00	\$7,200.00	\$0.00
32900 OTROS ARRENDAMIENTOS	\$720.00	\$0.00	\$720.00	\$0.00	\$720.00	\$0.00	\$720.00	\$0.00	\$0.00	\$0.00
001 OFS	\$720.00	\$0.00	\$720.00	\$0.00	\$720.00	\$0.00	\$720.00	\$0.00	\$0.00	\$0.00
33400 SERVICIOS DE CAPACITACIÓN	\$600.00	\$46,000.00	\$46,600.00	\$0.00	\$46,600.00	\$0.00	\$46,600.00	\$0.00	\$0.00	\$0.00
001 OFS	\$600.00	\$46,000.00	\$46,600.00	\$0.00	\$46,600.00	\$0.00	\$46,600.00	\$0.00	\$0.00	\$0.00
33600 SERVICIOS DE APOYO ADMINISTRATIVC	\$18,220.00	\$10,000.00	\$28,220.00	\$13,364.67	\$14,855.33	\$13,364.67	\$14,855.33	\$13,364.67	\$13,364.67	\$0.00
001 OFS	\$18,220.00	\$10,000.00	\$28,220.00	\$13,364.67	\$14,855.33	\$13,364.67	\$14,855.33	\$13,364.67	\$13,364.67	\$0.00
33800 SERVICIOS DE VIGILANCIA	\$21,120.00	\$0.00	\$21,120.00	\$8,800.21	\$12,319.79	\$8,800.21	\$12,319.79	\$8,800.21	\$8,800.21	\$0.00

LIC. ERNESTO ALONSO ROSALES RAMOS  
 DIRECTOR DE LA UNIDAD DE ADMINISTRACION



**ÓRGANO DE FISCALIZACIÓN SUPERIOR DEL ESTADO DE NAYARIT  
ESTADO DE NAYARIT**

Por Ramo o Dependencia /Unidad Responsable /Programa Presupuestario (Modalidad y Programa) /Actividad institucional/Objeto del gasto por Partida

U: Estado de Nayarit  
F: PresupuestoEgresosUA\_DP\_PG\_PY\_CP\_F

Al 30/jun/2014

Fecha y 28/jul/2014

hora de Impresión 01:35 p.m.

Ramo o Dependencia / Unidad Responsable /Programa Presupuestario (Modalidad y Programa) / Actividad institucional/Objeto del gasto por Partida Genérica/Fuente de Financiamiento		Aprobado	Ampliaciones / (Reducciones)	Presupuesto Vigente	Comprometido	Presupuesto Disponible para Comprometer	Devengado	Comprometido No Devengado	Presupuesto Sin Devengar	Ejercido	Pagado	Cuentas por Pagar Deuda
001	OFS	\$21,120.00	\$0.00	\$21,120.00	\$8,800.21	\$12,319.79	\$8,800.21	\$0.00	\$12,319.79	\$8,800.21	\$8,800.21	\$0.00
35100	CONSERVACIÓN Y MANTENIMIENTO MEI	\$37,200.00	\$0.00	\$37,200.00	\$35,236.81	\$1,963.19	\$35,236.81	\$0.00	\$1,963.19	\$35,236.81	\$35,236.81	\$0.00
001	OFS	\$37,200.00	\$0.00	\$37,200.00	\$35,236.81	\$1,963.19	\$35,236.81	\$0.00	\$1,963.19	\$35,236.81	\$35,236.81	\$0.00
35200	INSTALACIÓN, REPARACIÓN Y MANTEN	\$1,200.00	\$0.00	\$1,200.00	\$1,000.00	\$200.00	\$1,000.00	\$0.00	\$200.00	\$1,000.00	\$1,000.00	\$0.00
001	OFS	\$1,200.00	\$0.00	\$1,200.00	\$1,000.00	\$200.00	\$1,000.00	\$0.00	\$200.00	\$1,000.00	\$1,000.00	\$0.00
35800	SERVICIOS DE LIMPIEZA Y MANEJO DE I	\$480.00	\$0.00	\$480.00	\$222.72	\$257.28	\$222.72	\$0.00	\$257.28	\$222.72	\$222.72	\$0.00
001	OFS	\$480.00	\$0.00	\$480.00	\$222.72	\$257.28	\$222.72	\$0.00	\$257.28	\$222.72	\$222.72	\$0.00
35900	SERVICIOS DE JARDINERÍA Y FUMIGACI	\$480.00	\$0.00	\$480.00	\$361.92	\$118.08	\$361.92	\$0.00	\$118.08	\$361.92	\$361.92	\$0.00
001	OFS	\$480.00	\$0.00	\$480.00	\$361.92	\$118.08	\$361.92	\$0.00	\$118.08	\$361.92	\$361.92	\$0.00
36100	DIFUSIÓN POR RADIO, TELEVISIÓN Y O	\$30,000.00	-\$5,000.00	\$25,000.00	\$13,640.00	\$11,360.00	\$13,640.00	\$0.00	\$11,360.00	\$13,640.00	\$13,640.00	\$0.00
001	OFS	\$30,000.00	-\$5,000.00	\$25,000.00	\$13,640.00	\$11,360.00	\$13,640.00	\$0.00	\$11,360.00	\$13,640.00	\$13,640.00	\$0.00
36400	SERVICIOS DE REVELADO DE FOTOGRA	\$5,000.00	\$2,500.00	\$7,500.00	\$7,308.00	\$192.00	\$7,308.00	\$0.00	\$192.00	\$7,308.00	\$7,308.00	\$0.00
001	OFS	\$5,000.00	\$2,500.00	\$7,500.00	\$7,308.00	\$192.00	\$7,308.00	\$0.00	\$192.00	\$7,308.00	\$7,308.00	\$0.00
37100	PASAJES AÉREOS	\$36,000.00	\$0.00	\$36,000.00	\$33,014.44	\$2,985.56	\$33,014.44	\$0.00	\$2,985.56	\$33,014.44	\$33,014.44	\$0.00
001	OFS	\$36,000.00	\$0.00	\$36,000.00	\$33,014.44	\$2,985.56	\$33,014.44	\$0.00	\$2,985.56	\$33,014.44	\$33,014.44	\$0.00
37200	PASAJES TERRESTRES	\$600.00	\$0.00	\$600.00	\$0.00	\$600.00	\$0.00	\$0.00	\$600.00	\$0.00	\$0.00	\$0.00
001	OFS	\$600.00	\$0.00	\$600.00	\$0.00	\$600.00	\$0.00	\$0.00	\$600.00	\$0.00	\$0.00	\$0.00
37500	VIÁTICOS EN EL PAÍS	\$70,000.00	\$0.00	\$70,000.00	\$69,851.81	\$148.19	\$69,851.81	\$0.00	\$148.19	\$69,851.81	\$69,851.81	\$0.00
001	OFS	\$70,000.00	\$0.00	\$70,000.00	\$69,851.81	\$148.19	\$69,851.81	\$0.00	\$148.19	\$69,851.81	\$69,851.81	\$0.00
37600	VIÁTICOS EN EL EXTRANJERO	\$500.00	\$0.00	\$500.00	\$0.00	\$500.00	\$0.00	\$0.00	\$500.00	\$0.00	\$0.00	\$0.00
001	OFS	\$500.00	\$0.00	\$500.00	\$0.00	\$500.00	\$0.00	\$0.00	\$500.00	\$0.00	\$0.00	\$0.00
37900	OTROS SERVICIOS DE TRASLADO Y HO	\$35,000.00	-\$32,500.00	\$2,500.00	\$0.00	\$2,500.00	\$0.00	\$0.00	\$2,500.00	\$0.00	\$0.00	\$0.00
001	OFS	\$35,000.00	-\$32,500.00	\$2,500.00	\$0.00	\$2,500.00	\$0.00	\$0.00	\$2,500.00	\$0.00	\$0.00	\$0.00
38100	GASTOS DE CEREMONIAL	\$1,000.00	\$0.00	\$1,000.00	\$0.00	\$1,000.00	\$0.00	\$0.00	\$1,000.00	\$0.00	\$0.00	\$0.00
001	OFS	\$1,000.00	\$0.00	\$1,000.00	\$0.00	\$1,000.00	\$0.00	\$0.00	\$1,000.00	\$0.00	\$0.00	\$0.00
38300	CONGRESOS Y CONVENCIONES	\$1,000.00	\$0.00	\$1,000.00	\$0.00	\$1,000.00	\$0.00	\$0.00	\$1,000.00	\$0.00	\$0.00	\$0.00
001	OFS	\$1,000.00	\$0.00	\$1,000.00	\$0.00	\$1,000.00	\$0.00	\$0.00	\$1,000.00	\$0.00	\$0.00	\$0.00

LIC. ERNESTO ALONSO ROSALES RAMOS  
DIRECTOR DE LA UNIDAD DE ADMINISTRACION



ÓRGANO DE FISCALIZACIÓN SUPERIOR DEL ESTADO DE NAYARIT  
ESTADO DE NAYARIT

Por Ramo o Dependencia /Unidad Responsable /Programa Presupuestario (Modalidad y Programa) /Actividad institucional/Objeto del gasto por Partida

UJE Supervisor  
F Estado Presupuesto Egresos UA\_DP\_PG\_PY\_CP\_F

Al 30/jun/2014

Fecha y 28/jul/2014

hora de Impresión 01:35 p.m.

Ramo o Dependencia / Unidad Responsable /Programa Presupuestario (Modalidad y Programa) /		Ampliaciones / Aprobado (Reducciones)	Presupuesto Vigente	Comprometido	Presupuesto Disponible para Comprometer	Devengado	Comprometido No Devengado	Presupuesto Sin Devengar	Ejercido	Pagado	Cuentas por Pagar Deuda
39800	IMPUESTO SOBRE NÓMINAS Y OTROS C	\$1,800.00	\$0.00	\$1,800.00	\$0.00	\$1,800.00	\$0.00	\$1,800.00	\$0.00	\$0.00	\$0.00
001	OFS	\$1,800.00	\$0.00	\$1,800.00	\$0.00	\$1,800.00	\$0.00	\$1,800.00	\$0.00	\$0.00	\$0.00
39900	OTROS SERVICIOS GENERALES	\$7,200.00	-\$5,000.00	\$2,200.00	\$0.00	\$2,200.00	\$0.00	\$2,200.00	\$0.00	\$0.00	\$0.00
001	OFS	\$7,200.00	-\$5,000.00	\$2,200.00	\$0.00	\$2,200.00	\$0.00	\$2,200.00	\$0.00	\$0.00	\$0.00
51100	Muebles de oficina y estantería	\$15,000.00	\$0.00	\$15,000.00	\$15,000.00	\$0.00	\$15,000.00	\$0.00	\$15,000.00	\$15,000.00	\$0.00
001	OFS	\$15,000.00	\$0.00	\$15,000.00	\$15,000.00	\$0.00	\$15,000.00	\$0.00	\$15,000.00	\$15,000.00	\$0.00
51500	Equipo de cómputo y de tecnologías de la	\$10,000.00	\$0.00	\$10,000.00	\$0.00	\$10,000.00	\$0.00	\$10,000.00	\$0.00	\$0.00	\$0.00
001	OFS	\$10,000.00	\$0.00	\$10,000.00	\$0.00	\$10,000.00	\$0.00	\$10,000.00	\$0.00	\$0.00	\$0.00
51900	Otros mobiliarios y equipos de administra	\$12,500.00	\$0.00	\$12,500.00	\$5,800.00	\$6,700.00	\$0.00	\$6,700.00	\$5,800.00	\$5,800.00	\$0.00
001	OFS	\$12,500.00	\$0.00	\$12,500.00	\$5,800.00	\$6,700.00	\$0.00	\$6,700.00	\$5,800.00	\$5,800.00	\$0.00
Rendición de Cuentas y Fiscalización		\$4,490,034.44	\$211,100.00	\$4,490,034.44	\$1,958,928.66	\$2,531,105.78	\$1,958,928.66	\$2,531,105.78	\$1,958,928.66	\$1,958,928.66	\$0.00
00	Profesionalización de la Fiscalización										
2											
RCF	Rendición de Cuentas y Fiscalización	\$1,148,965.00	\$10,000.00	\$1,148,965.00	\$241,081.68	\$907,883.32	\$241,081.68	\$907,883.32	\$241,081.68	\$241,081.68	\$0.00
001											
0003	Fiscalización Superior de la Gestión Pública	\$1,148,965.00	\$10,000.00	\$1,148,965.00	\$241,081.68	\$907,883.32	\$241,081.68	\$907,883.32	\$241,081.68	\$241,081.68	\$0.00
11300	SUELDOS BASE AL PERSONAL PERMAN	\$248,400.00	\$0.00	\$248,400.00	\$78,500.00	\$169,900.00	\$78,500.00	\$169,900.00	\$78,500.00	\$78,500.00	\$0.00
001	OFS	\$248,400.00	\$0.00	\$248,400.00	\$78,500.00	\$169,900.00	\$78,500.00	\$169,900.00	\$78,500.00	\$78,500.00	\$0.00
12200	SUELDOS BASE AL PERSONAL EVENTU.	\$108,500.00	\$0.00	\$108,500.00	\$5,000.00	\$103,500.00	\$5,000.00	\$103,500.00	\$5,000.00	\$5,000.00	\$0.00
001	OFS	\$108,500.00	\$0.00	\$108,500.00	\$5,000.00	\$103,500.00	\$5,000.00	\$103,500.00	\$5,000.00	\$5,000.00	\$0.00
12300	RETRIBUCIONES POR SERVICIOS DE CA	\$30.00	\$0.00	\$30.00	\$0.00	\$30.00	\$0.00	\$30.00	\$0.00	\$0.00	\$0.00
001	OFS	\$30.00	\$0.00	\$30.00	\$0.00	\$30.00	\$0.00	\$30.00	\$0.00	\$0.00	\$0.00
13100	PRIMAS POR AÑOS DE SERVICIOS EFEC	\$30.00	\$0.00	\$30.00	\$0.00	\$30.00	\$0.00	\$30.00	\$0.00	\$0.00	\$0.00
001	OFS	\$30.00	\$0.00	\$30.00	\$0.00	\$30.00	\$0.00	\$30.00	\$0.00	\$0.00	\$0.00
13200	PRIMAS DE VACACIONES, DOMINICAL Y	\$160,500.00	\$0.00	\$160,500.00	\$2,333.33	\$158,166.67	\$2,333.33	\$158,166.67	\$2,333.33	\$2,333.33	\$0.00
001	OFS	\$160,500.00	\$0.00	\$160,500.00	\$2,333.33	\$158,166.67	\$2,333.33	\$158,166.67	\$2,333.33	\$2,333.33	\$0.00
13400	COMPENSACIONES	\$417,600.00	\$0.00	\$417,600.00	\$114,182.75	\$303,417.25	\$114,182.75	\$303,417.25	\$114,182.75	\$114,182.75	\$0.00
001	OFS	\$417,600.00	\$0.00	\$417,600.00	\$114,182.75	\$303,417.25	\$114,182.75	\$303,417.25	\$114,182.75	\$114,182.75	\$0.00

LIC. ERNESTO ALONSO ROSALES RAMOS  
DIRECTOR DE LA UNIDAD DE ADMINISTRACION





**ÓRGANO DE FISCALIZACIÓN SUPERIOR DEL ESTADO DE NAYARIT**  
**ESTADO DE NAYARIT**

Por Ramo o Dependencia /Unidad Responsable /Programa Presupuestario (Modalidad y Programa) /Actividad institucional/Objeto del gasto por Partida


HE SUPPIS  
 F Estado Presupuesto Egresos UA\_DP\_PG\_PY\_CP\_F

Al 30/jun/2014

Fecha y 28/jul/2014

hora de Impresión 01:35 p.m.

Ramo o Dependencia / Unidad Responsable /Programa Presupuestario (Modalidad y Programa) / Actividad institucional/Objeto del gasto por Partida Genérica/Fuente de Financiamiento	Aprobado	Ampliaciones / (Reducciones)	Presupuesto Vigente	Comprometido	Presupuesto Disponible para Comprometer	Devengado	Comprometido No Devengado	Presupuesto Sin Devengar	Ejercido	Pagado	Cuentas por Pagar Deuda
14100 APORTACIONES DE SEGURIDAD SOCIAL	\$50,850.00	\$0.00	\$50,850.00	\$18,113.73	\$32,736.27	\$18,113.73	\$0.00	\$32,736.27	\$18,113.73	\$18,113.73	\$0.00
001 OFS	\$50,850.00	\$0.00	\$50,850.00	\$18,113.73	\$32,736.27	\$18,113.73	\$0.00	\$32,736.27	\$18,113.73	\$18,113.73	\$0.00
14400 APORTACIONES PARA SEGUROS	\$750.00	\$0.00	\$750.00	\$0.00	\$750.00	\$0.00	\$0.00	\$750.00	\$0.00	\$0.00	\$0.00
001 OFS	\$750.00	\$0.00	\$750.00	\$0.00	\$750.00	\$0.00	\$0.00	\$750.00	\$0.00	\$0.00	\$0.00
15200 INDEMNIZACIONES	\$3,000.00	\$0.00	\$3,000.00	\$3,000.00	\$0.00	\$3,000.00	\$0.00	\$0.00	\$3,000.00	\$3,000.00	\$0.00
001 OFS	\$3,000.00	\$0.00	\$3,000.00	\$3,000.00	\$0.00	\$3,000.00	\$0.00	\$0.00	\$3,000.00	\$3,000.00	\$0.00
15400 PRESTACIONES CONTRACTUALES	\$30,000.00	\$0.00	\$30,000.00	\$2,910.82	\$27,089.18	\$2,910.82	\$0.00	\$27,089.18	\$2,910.82	\$2,910.82	\$0.00
001 OFS	\$30,000.00	\$0.00	\$30,000.00	\$2,910.82	\$27,089.18	\$2,910.82	\$0.00	\$27,089.18	\$2,910.82	\$2,910.82	\$0.00
15500 APOYOS A LA CAPACITACIÓN DE LOS S	\$30.00	\$0.00	\$30.00	\$0.00	\$30.00	\$0.00	\$0.00	\$30.00	\$0.00	\$0.00	\$0.00
001 OFS	\$30.00	\$0.00	\$30.00	\$0.00	\$30.00	\$0.00	\$0.00	\$30.00	\$0.00	\$0.00	\$0.00
15900 OTRAS PRESTACIONES SOCIALES Y EC	\$30.00	\$0.00	\$30.00	\$0.00	\$30.00	\$0.00	\$0.00	\$30.00	\$0.00	\$0.00	\$0.00
001 OFS	\$30.00	\$0.00	\$30.00	\$0.00	\$30.00	\$0.00	\$0.00	\$30.00	\$0.00	\$0.00	\$0.00
17100 ESTÍMULOS	\$1,230.00	\$0.00	\$1,230.00	\$0.00	\$1,230.00	\$0.00	\$0.00	\$1,230.00	\$0.00	\$0.00	\$0.00
001 OFS	\$1,230.00	\$0.00	\$1,230.00	\$0.00	\$1,230.00	\$0.00	\$0.00	\$1,230.00	\$0.00	\$0.00	\$0.00
21100 MATERIALES, ÚTILES Y EQUIPOS MENO	\$6,090.00	\$0.00	\$6,090.00	\$0.00	\$6,090.00	\$0.00	\$0.00	\$6,090.00	\$0.00	\$0.00	\$0.00
001 OFS	\$6,090.00	\$0.00	\$6,090.00	\$0.00	\$6,090.00	\$0.00	\$0.00	\$6,090.00	\$0.00	\$0.00	\$0.00
21300 MATERIAL ESTADÍSTICO Y GEOGRÁFIC	\$30.00	\$0.00	\$30.00	\$0.00	\$30.00	\$0.00	\$0.00	\$30.00	\$0.00	\$0.00	\$0.00
001 OFS	\$30.00	\$0.00	\$30.00	\$0.00	\$30.00	\$0.00	\$0.00	\$30.00	\$0.00	\$0.00	\$0.00
21400 MATERIALES, ÚTILES Y EQUIPOS MENC	\$3,900.00	\$0.00	\$3,900.00	\$0.00	\$3,900.00	\$0.00	\$0.00	\$3,900.00	\$0.00	\$0.00	\$0.00
001 OFS	\$3,900.00	\$0.00	\$3,900.00	\$0.00	\$3,900.00	\$0.00	\$0.00	\$3,900.00	\$0.00	\$0.00	\$0.00
21600 MATERIAL DE LIMPIEZA	\$1,650.00	\$0.00	\$1,650.00	\$0.00	\$1,650.00	\$0.00	\$0.00	\$1,650.00	\$0.00	\$0.00	\$0.00
001 OFS	\$1,650.00	\$0.00	\$1,650.00	\$0.00	\$1,650.00	\$0.00	\$0.00	\$1,650.00	\$0.00	\$0.00	\$0.00
22100 PRODUCTOS ALIMENTICIOS PARA PERS	\$6,900.00	\$0.00	\$6,900.00	\$744.99	\$6,155.01	\$744.99	\$0.00	\$6,155.01	\$744.99	\$744.99	\$0.00
001 OFS	\$6,900.00	\$0.00	\$6,900.00	\$744.99	\$6,155.01	\$744.99	\$0.00	\$6,155.01	\$744.99	\$744.99	\$0.00
22300 UTENSILIOS PARA EL SERVICIO DE ALIN	\$450.00	\$0.00	\$450.00	\$0.00	\$450.00	\$0.00	\$0.00	\$450.00	\$0.00	\$0.00	\$0.00
001 OFS	\$450.00	\$0.00	\$450.00	\$0.00	\$450.00	\$0.00	\$0.00	\$450.00	\$0.00	\$0.00	\$0.00
24600 MATERIAL ELÉCTRICO Y ELECTRÓNICO	\$300.00	\$0.00	\$300.00	\$0.00	\$300.00	\$0.00	\$0.00	\$300.00	\$0.00	\$0.00	\$0.00

  
 LIC. ERNESTO ALONSO ROSALES RAMOS  
 DIRECTOR DE LA UNIDAD DE ADMINISTRACION



ÓRGANO DE FISCALIZACIÓN SUPERIOR DEL ESTADO DE NAYARIT  
ESTADO DE NAYARIT

Por Ramo o Dependencia /Unidad Responsable /Programa Presupuestario (Modalidad y Programa) /Actividad institucional/Objeto del gasto por Partida


UFE Supervisor  
Estado Presupuesto Egresos UA\_DP\_PG\_PY\_CP\_F

Al 30/jun/2014

Fecha y 28/jul/2014

hora de Impresión 01:35 p.m.

Ramo o Dependencia / Unidad Responsable /Programa Presupuestario (Modalidad y Programa) / Actividad institucional/Objeto del gasto por Partida Genérica/Fuente de Financiamiento	Ampliaciones / Aprobado (Reducciones)	Presupuesto Vigente	Comprometido	Presupuesto Disponibile para Comprometer	Devengado	Comprometido No Devengado	Presupuesto Sin Devengar	Ejercido	Pagado	Cuentas por Pagar Deuda
001 OFS	\$300.00	\$0.00	\$300.00	\$0.00	\$300.00	\$0.00	\$300.00	\$0.00	\$0.00	\$0.00
27100 VESTUARIO Y UNIFORMES	\$30.00	\$0.00	\$30.00	\$0.00	\$30.00	\$0.00	\$30.00	\$0.00	\$0.00	\$0.00
001 OFS	\$30.00	\$0.00	\$30.00	\$0.00	\$30.00	\$0.00	\$30.00	\$0.00	\$0.00	\$0.00
29100 HERRAMIENTAS MENORES	\$30.00	\$0.00	\$30.00	\$0.00	\$30.00	\$0.00	\$30.00	\$0.00	\$0.00	\$0.00
001 OFS	\$30.00	\$0.00	\$30.00	\$0.00	\$30.00	\$0.00	\$30.00	\$0.00	\$0.00	\$0.00
29400 REFACCIONES Y ACCESORIOS MENOR	\$390.00	\$0.00	\$390.00	\$0.00	\$390.00	\$0.00	\$390.00	\$0.00	\$0.00	\$0.00
001 OFS	\$390.00	\$0.00	\$390.00	\$0.00	\$390.00	\$0.00	\$390.00	\$0.00	\$0.00	\$0.00
29900 REFACCIONES Y ACCESORIOS MENORE	\$60.00	\$0.00	\$60.00	\$0.00	\$60.00	\$0.00	\$60.00	\$0.00	\$0.00	\$0.00
001 OFS	\$60.00	\$0.00	\$60.00	\$0.00	\$60.00	\$0.00	\$60.00	\$0.00	\$0.00	\$0.00
31100 ENERGÍA ELÉCTRICA	\$7,500.00	\$0.00	\$7,500.00	\$1,996.74	\$5,503.26	\$1,996.74	\$5,503.26	\$1,996.74	\$1,996.74	\$1,996.74
001 OFS	\$7,500.00	\$0.00	\$7,500.00	\$1,996.74	\$5,503.26	\$1,996.74	\$5,503.26	\$1,996.74	\$1,996.74	\$1,996.74
31400 TELEFONÍA TRADICIONAL	\$3,300.00	\$0.00	\$3,300.00	\$958.63	\$2,341.37	\$958.63	\$2,341.37	\$958.63	\$958.63	\$958.63
001 OFS	\$3,300.00	\$0.00	\$3,300.00	\$958.63	\$2,341.37	\$958.63	\$2,341.37	\$958.63	\$958.63	\$958.63
31700 SERVICIOS DE ACCESO DE INTERNET, F	\$1,800.00	\$0.00	\$1,800.00	\$56.91	\$1,743.09	\$56.91	\$1,743.09	\$56.91	\$56.91	\$56.91
001 OFS	\$1,800.00	\$0.00	\$1,800.00	\$56.91	\$1,743.09	\$56.91	\$1,743.09	\$56.91	\$56.91	\$56.91
32200 ARRENDAMIENTO DE EDIFICIOS	\$20,880.00	\$0.00	\$20,880.00	\$8,491.20	\$12,388.80	\$8,491.20	\$12,388.80	\$8,491.20	\$8,491.20	\$8,491.20
001 OFS	\$20,880.00	\$0.00	\$20,880.00	\$8,491.20	\$12,388.80	\$8,491.20	\$12,388.80	\$8,491.20	\$8,491.20	\$8,491.20
32700 ARRENDAMIENTO DE ACTIVOS INTANGII	\$1,800.00	\$0.00	\$1,800.00	\$1,800.00	\$0.00	\$1,800.00	\$0.00	\$1,800.00	\$1,800.00	\$1,800.00
001 OFS	\$1,800.00	\$0.00	\$1,800.00	\$1,800.00	\$0.00	\$1,800.00	\$0.00	\$1,800.00	\$1,800.00	\$1,800.00
32900 OTROS ARRENDAMIENTOS	\$180.00	\$0.00	\$180.00	\$0.00	\$180.00	\$0.00	\$180.00	\$0.00	\$0.00	\$0.00
001 OFS	\$180.00	\$0.00	\$180.00	\$0.00	\$180.00	\$0.00	\$180.00	\$0.00	\$0.00	\$0.00
33400 SERVICIOS DE CAPACITACIÓN	\$150.00	\$0.00	\$150.00	\$0.00	\$150.00	\$0.00	\$150.00	\$0.00	\$0.00	\$0.00
001 OFS	\$150.00	\$0.00	\$150.00	\$0.00	\$150.00	\$0.00	\$150.00	\$0.00	\$0.00	\$0.00
33600 SERVICIOS DE APOYO ADMINISTRATIVC	\$2,055.00	\$0.00	\$2,055.00	\$646.37	\$1,408.63	\$646.37	\$1,408.63	\$646.37	\$646.37	\$646.37
001 OFS	\$2,055.00	\$0.00	\$2,055.00	\$646.37	\$1,408.63	\$646.37	\$1,408.63	\$646.37	\$646.37	\$646.37
33800 SERVICIOS DE VIGILANCIA	\$5,280.00	\$0.00	\$5,280.00	\$2,200.05	\$3,079.95	\$2,200.05	\$3,079.95	\$2,200.05	\$2,200.05	\$2,200.05
001 OFS	\$5,280.00	\$0.00	\$5,280.00	\$2,200.05	\$3,079.95	\$2,200.05	\$3,079.95	\$2,200.05	\$2,200.05	\$2,200.05

  
LIC. ERNESTO ALONSO ROSALES RAMOS  
DIRECTOR DE LA UNIDAD DE ADMINISTRACION



**ÓRGANO DE FISCALIZACIÓN SUPERIOR DEL ESTADO DE NAYARIT**  
**ESTADO DE NAYARIT**

Por Ramo o Dependencia /Unidad Responsable /Programa Presupuestario (Modalidad y Programa) /Actividad institucional/Objeto del gasto por Partida

Use Supervisor  
 H:\Estado\Presupuesto\Egresos\UA\_DP\_PG\_PY\_CP\_F

Al 30/jun/2014

Fecha y hora de Impresión | 28/jul/2014 | 01:35 p.m.

Unidad Responsable / Programa Presupuestario (Modalidad y Programa) / Actividad institucional/Objeto del gasto por Partida Genérica/Fuente de Financiamiento	Aprobado	Ampliaciones / (Reducciones)	Presupuesto Vigente	Comprometido	Presupuesto Disponible para Comprometer	Devengado	Comprometido No Devengado	Presupuesto Sin Devengar	Ejercido	Pagado	Cuentas por Pagar Deuda
35100 CONSERVACIÓN Y MANTENIMIENTO MEI	\$9,300.00	\$0.00	\$9,300.00	\$0.00	\$9,300.00	\$0.00	\$0.00	\$9,300.00	\$0.00	\$0.00	\$0.00
001 OFS	\$9,300.00	\$0.00	\$9,300.00	\$0.00	\$9,300.00	\$0.00	\$0.00	\$9,300.00	\$0.00	\$0.00	\$0.00
35200 INSTALACIÓN, REPARACIÓN Y MANTEN	\$300.00	\$0.00	\$300.00	\$0.00	\$300.00	\$0.00	\$0.00	\$300.00	\$0.00	\$0.00	\$0.00
001 OFS	\$300.00	\$0.00	\$300.00	\$0.00	\$300.00	\$0.00	\$0.00	\$300.00	\$0.00	\$0.00	\$0.00
35800 SERVICIOS DE LIMPIEZA Y MANEJO DE I	\$120.00	\$0.00	\$120.00	\$55.68	\$64.32	\$55.68	\$0.00	\$64.32	\$55.68	\$55.68	\$0.00
001 OFS	\$120.00	\$0.00	\$120.00	\$55.68	\$64.32	\$55.68	\$0.00	\$64.32	\$55.68	\$55.68	\$0.00
35900 SERVICIOS DE JARDINERÍA Y FUMIGACI	\$120.00	\$0.00	\$120.00	\$90.48	\$29.52	\$90.48	\$0.00	\$29.52	\$90.48	\$90.48	\$0.00
001 OFS	\$120.00	\$0.00	\$120.00	\$90.48	\$29.52	\$90.48	\$0.00	\$29.52	\$90.48	\$90.48	\$0.00
37100 PASAJES AÉREOS	\$8,000.00	\$0.00	\$8,000.00	\$0.00	\$8,000.00	\$0.00	\$0.00	\$8,000.00	\$0.00	\$0.00	\$0.00
001 OFS	\$8,000.00	\$0.00	\$8,000.00	\$0.00	\$8,000.00	\$0.00	\$0.00	\$8,000.00	\$0.00	\$0.00	\$0.00
37200 PASAJES TERRESTRES	\$150.00	\$0.00	\$150.00	\$0.00	\$150.00	\$0.00	\$0.00	\$150.00	\$0.00	\$0.00	\$0.00
001 OFS	\$150.00	\$0.00	\$150.00	\$0.00	\$150.00	\$0.00	\$0.00	\$150.00	\$0.00	\$0.00	\$0.00
37500 VIÁTICOS EN EL PAÍS	\$20,000.00	\$0.00	\$20,000.00	\$0.00	\$20,000.00	\$0.00	\$0.00	\$20,000.00	\$0.00	\$0.00	\$0.00
001 OFS	\$20,000.00	\$0.00	\$20,000.00	\$0.00	\$20,000.00	\$0.00	\$0.00	\$20,000.00	\$0.00	\$0.00	\$0.00
37900 OTROS SERVICIOS DE TRASLADO Y HO	\$10,000.00	\$0.00	\$10,000.00	\$0.00	\$10,000.00	\$0.00	\$0.00	\$10,000.00	\$0.00	\$0.00	\$0.00
001 OFS	\$10,000.00	\$0.00	\$10,000.00	\$0.00	\$10,000.00	\$0.00	\$0.00	\$10,000.00	\$0.00	\$0.00	\$0.00
39800 IMPUESTO SOBRE NÓMINAS Y OTROS C	\$450.00	\$0.00	\$450.00	\$0.00	\$450.00	\$0.00	\$0.00	\$450.00	\$0.00	\$0.00	\$0.00
001 OFS	\$450.00	\$0.00	\$450.00	\$0.00	\$450.00	\$0.00	\$0.00	\$450.00	\$0.00	\$0.00	\$0.00
39900 OTROS SERVICIOS GENERALES	\$1,800.00	\$0.00	\$1,800.00	\$0.00	\$1,800.00	\$0.00	\$0.00	\$1,800.00	\$0.00	\$0.00	\$0.00
001 OFS	\$1,800.00	\$0.00	\$1,800.00	\$0.00	\$1,800.00	\$0.00	\$0.00	\$1,800.00	\$0.00	\$0.00	\$0.00
51100 Muebles de oficina y estantería	\$6,000.00	\$0.00	\$6,000.00	\$0.00	\$6,000.00	\$0.00	\$0.00	\$6,000.00	\$0.00	\$0.00	\$0.00
001 OFS	\$6,000.00	\$0.00	\$6,000.00	\$0.00	\$6,000.00	\$0.00	\$0.00	\$6,000.00	\$0.00	\$0.00	\$0.00
51500 Equipo de cómputo y de tecnologías de la	\$4,000.00	\$0.00	\$4,000.00	\$0.00	\$4,000.00	\$0.00	\$0.00	\$4,000.00	\$0.00	\$0.00	\$0.00
001 OFS	\$4,000.00	\$0.00	\$4,000.00	\$0.00	\$4,000.00	\$0.00	\$0.00	\$4,000.00	\$0.00	\$0.00	\$0.00
51900 Otros mobiliarios y equipos de administra	\$5,000.00	\$0.00	\$5,000.00	\$0.00	\$5,000.00	\$0.00	\$0.00	\$5,000.00	\$0.00	\$0.00	\$0.00
001 OFS	\$5,000.00	\$0.00	\$5,000.00	\$0.00	\$5,000.00	\$0.00	\$0.00	\$5,000.00	\$0.00	\$0.00	\$0.00
Profesionalización de la Fiscalización	\$1,148,965.00	\$10,000.00	\$1,148,965.00	\$241,081.68	\$907,883.32	\$241,081.68	\$0.00	\$907,883.32	\$241,081.68	\$241,081.68	\$0.00

  
 LIC. ERNESTO ALONSO ROSALES RAMOS  
 DIRECTOR DE LA UNIDAD DE ADMINISTRACION

**ÓRGANO DE FISCALIZACIÓN SUPERIOR DEL ESTADO DE NAYARIT**  
**ESTADO DE NAYARIT**




Por Ramo o Dependencia /Unidad Responsable /Programa Presupuestario (Modalidad y Programa) /Actividad institucional/Objeto del gasto por Partida

HE SUPP/ISQ  
 F Estado Presupuesto Egresos UA\_DP\_PG\_PY\_CP\_F

Al 30/jun/2014

Fecha y hora de Impresión | 28/jul/2014  
 01:35 p.m.

Ramo o Dependencia / Unidad Responsable /Programa Presupuestario (Modalidad y Programa) /		Ampliaciones / Aprobado (Reducciones)	Presupuesto Vigente	Comprometido	Presupuesto Disponible para Comprometer	Devengado	Comprometido No Devengado	Presupuesto Sin Devengar	Ejercido	Pagado	Cuentas por Pagar Deuda	
00	Desarrollo y Modernización Institucional											
003												
RCF	Rendición de Cuentas y Fiscalización	\$6,770,224.16	\$258,000.00	\$6,770,224.16	\$2,814,070.59	\$3,956,153.57	\$2,814,070.59	\$0.00	\$3,956,153.57	\$2,814,070.59	\$2,814,070.59	\$0.00
001												
O003	Fiscalización Superior de la Gestión Pública	\$6,770,224.16	\$258,000.00	\$6,770,224.16	\$2,814,070.59	\$3,956,153.57	\$2,814,070.59	\$0.00	\$3,956,153.57	\$2,814,070.59	\$2,814,070.59	\$0.00
11300	SUELDOS BASE AL PERSONAL PERMAN	\$1,466,114.16	\$0.00	\$1,466,114.16	\$502,955.49	\$963,158.67	\$502,955.49	\$0.00	\$963,158.67	\$502,955.49	\$502,955.49	\$0.00
001	OFS	\$1,466,114.16	\$0.00	\$1,466,114.16	\$502,955.49	\$963,158.67	\$502,955.49	\$0.00	\$963,158.67	\$502,955.49	\$502,955.49	\$0.00
12200	SUELDOS BASE AL PERSONAL EVENTU.	\$162,000.00	\$0.00	\$162,000.00	\$36,940.00	\$125,060.00	\$36,940.00	\$0.00	\$125,060.00	\$36,940.00	\$36,940.00	\$0.00
001	OFS	\$162,000.00	\$0.00	\$162,000.00	\$36,940.00	\$125,060.00	\$36,940.00	\$0.00	\$125,060.00	\$36,940.00	\$36,940.00	\$0.00
12300	RETRIBUCIONES POR SERVICIOS DE CA	\$140.00	\$0.00	\$140.00	\$0.00	\$140.00	\$0.00	\$0.00	\$140.00	\$0.00	\$0.00	\$0.00
001	OFS	\$140.00	\$0.00	\$140.00	\$0.00	\$140.00	\$0.00	\$0.00	\$140.00	\$0.00	\$0.00	\$0.00
13100	PRIMAS POR AÑOS DE SERVICIOS EFEC	\$140.00	\$0.00	\$140.00	\$0.00	\$140.00	\$0.00	\$0.00	\$140.00	\$0.00	\$0.00	\$0.00
001	OFS	\$140.00	\$0.00	\$140.00	\$0.00	\$140.00	\$0.00	\$0.00	\$140.00	\$0.00	\$0.00	\$0.00
13200	PRIMAS DE VACACIONES, DOMINICAL Y	\$749,000.00	\$0.00	\$749,000.00	\$46,714.46	\$702,285.54	\$46,714.46	\$0.00	\$702,285.54	\$46,714.46	\$46,714.46	\$0.00
001	OFS	\$749,000.00	\$0.00	\$749,000.00	\$46,714.46	\$702,285.54	\$46,714.46	\$0.00	\$702,285.54	\$46,714.46	\$46,714.46	\$0.00
13400	COMPENSACIONES	\$1,973,400.00	-\$120,000.00	\$1,853,400.00	\$1,108,027.48	\$745,372.52	\$1,108,027.48	\$0.00	\$745,372.52	\$1,108,027.48	\$1,108,027.48	\$0.00
001	OFS	\$1,973,400.00	-\$120,000.00	\$1,853,400.00	\$1,108,027.48	\$745,372.52	\$1,108,027.48	\$0.00	\$745,372.52	\$1,108,027.48	\$1,108,027.48	\$0.00
14100	APORTACIONES DE SEGURIDAD SOCIAL	\$237,300.00	\$0.00	\$237,300.00	\$125,299.70	\$112,000.30	\$125,299.70	\$0.00	\$112,000.30	\$125,299.70	\$125,299.70	\$0.00
001	OFS	\$237,300.00	\$0.00	\$237,300.00	\$125,299.70	\$112,000.30	\$125,299.70	\$0.00	\$112,000.30	\$125,299.70	\$125,299.70	\$0.00
14200	APORTACIONES A FONDOS DE VIVIEND/	\$39,590.00	\$0.00	\$39,590.00	\$7,193.48	\$32,396.52	\$7,193.48	\$0.00	\$32,396.52	\$7,193.48	\$7,193.48	\$0.00
001	OFS	\$39,590.00	\$0.00	\$39,590.00	\$7,193.48	\$32,396.52	\$7,193.48	\$0.00	\$32,396.52	\$7,193.48	\$7,193.48	\$0.00
14400	APORTACIONES PARA SEGUROS	\$3,500.00	\$0.00	\$3,500.00	\$0.00	\$3,500.00	\$0.00	\$0.00	\$3,500.00	\$0.00	\$0.00	\$0.00
001	OFS	\$3,500.00	\$0.00	\$3,500.00	\$0.00	\$3,500.00	\$0.00	\$0.00	\$3,500.00	\$0.00	\$0.00	\$0.00
15100	CUOTAS PARA EL FONDO DE AHORRO '	\$31,450.00	\$0.00	\$31,450.00	\$17,214.11	\$14,235.89	\$17,214.11	\$0.00	\$14,235.89	\$17,214.11	\$17,214.11	\$0.00
001	OFS	\$31,450.00	\$0.00	\$31,450.00	\$17,214.11	\$14,235.89	\$17,214.11	\$0.00	\$14,235.89	\$17,214.11	\$17,214.11	\$0.00
15200	INDEMNIZACIONES	\$14,000.00	\$0.00	\$14,000.00	\$14,000.00	\$0.00	\$14,000.00	\$0.00	\$0.00	\$14,000.00	\$14,000.00	\$0.00
001	OFS	\$14,000.00	\$0.00	\$14,000.00	\$14,000.00	\$0.00	\$14,000.00	\$0.00	\$0.00	\$14,000.00	\$14,000.00	\$0.00
15400	PRESTACIONES CONTRACTUALES	\$140,000.00	\$120,000.00	\$260,000.00	\$210,232.79	\$49,767.21	\$210,232.79	\$0.00	\$49,767.21	\$210,232.79	\$210,232.79	\$0.00

  
 LIC. ERNESTO ALONSO ROSALES RAMOS  
 DIRECTOR DE LA UNIDAD DE ADMINISTRACION



ÓRGANO DE FISCALIZACIÓN SUPERIOR DEL ESTADO DE NAYARIT  
ESTADO DE NAYARIT

Por Ramo o Dependencia /Unidad Responsable /Programa Presupuestario (Modalidad y Programa) /Actividad institucional/Objeto del gasto por Partida


UFE Supervisor  
F Estado Presupuesto Egresos UA\_DP\_PG\_PY\_CP\_F

Al 30/jun/2014

Fecha y 28/jul/2014

hora de Impresión 01:35 p.m.

Ramo o Dependencia / Unidad Responsable /Programa Presupuestario (Modalidad y Programa) /		Ampliaciones / Aprobado (Reducciones)	Presupuesto Vigente	Comprometido	Presupuesto Disponible para Comprometer	Devengado	Comprometido No Devengado	Presupuesto Sin Devengar	Ejercido	Pagado	Cuentas por Pagar Deuda	
001	OFS	\$140,000.00	\$120,000.00	\$260,000.00	\$210,232.79	\$49,767.21	\$210,232.79	\$0.00	\$49,767.21	\$210,232.79	\$210,232.79	\$0.00
15500	APOYOS A LA CAPACITACIÓN DE LOS S	\$140.00	\$0.00	\$140.00	\$0.00	\$140.00	\$0.00	\$0.00	\$140.00	\$0.00	\$0.00	\$0.00
001	OFS	\$140.00	\$0.00	\$140.00	\$0.00	\$140.00	\$0.00	\$0.00	\$140.00	\$0.00	\$0.00	\$0.00
15900	OTRAS PRESTACIONES SOCIALES Y EC	\$140.00	\$0.00	\$140.00	\$0.00	\$140.00	\$0.00	\$0.00	\$140.00	\$0.00	\$0.00	\$0.00
001	OFS	\$140.00	\$0.00	\$140.00	\$0.00	\$140.00	\$0.00	\$0.00	\$140.00	\$0.00	\$0.00	\$0.00
16100	PREVISIONES DE CARÁCTER LABORAL	\$18,500.00	\$0.00	\$18,500.00	\$0.00	\$18,500.00	\$0.00	\$0.00	\$18,500.00	\$0.00	\$0.00	\$0.00
001	OFS	\$18,500.00	\$0.00	\$18,500.00	\$0.00	\$18,500.00	\$0.00	\$0.00	\$18,500.00	\$0.00	\$0.00	\$0.00
17100	ESTÍMULOS	\$5,740.00	\$0.00	\$5,740.00	\$0.00	\$5,740.00	\$0.00	\$0.00	\$5,740.00	\$0.00	\$0.00	\$0.00
001	OFS	\$5,740.00	\$0.00	\$5,740.00	\$0.00	\$5,740.00	\$0.00	\$0.00	\$5,740.00	\$0.00	\$0.00	\$0.00
21100	MATERIALES, ÚTILES Y EQUIPOS MENO	\$28,920.00	\$0.00	\$28,920.00	\$17,899.34	\$11,020.66	\$17,899.34	\$0.00	\$11,020.66	\$17,899.34	\$17,899.34	\$0.00
001	OFS	\$28,920.00	\$0.00	\$28,920.00	\$17,899.34	\$11,020.66	\$17,899.34	\$0.00	\$11,020.66	\$17,899.34	\$17,899.34	\$0.00
21300	MATERIAL ESTADÍSTICO Y GEOGRÁFIC	\$140.00	\$0.00	\$140.00	\$0.00	\$140.00	\$0.00	\$0.00	\$140.00	\$0.00	\$0.00	\$0.00
001	OFS	\$140.00	\$0.00	\$140.00	\$0.00	\$140.00	\$0.00	\$0.00	\$140.00	\$0.00	\$0.00	\$0.00
21400	MATERIALES, ÚTILES Y EQUIPOS MENC	\$18,200.00	\$0.00	\$18,200.00	\$17,069.39	\$1,130.61	\$17,069.39	\$0.00	\$1,130.61	\$17,069.39	\$17,069.39	\$0.00
001	OFS	\$18,200.00	\$0.00	\$18,200.00	\$17,069.39	\$1,130.61	\$17,069.39	\$0.00	\$1,130.61	\$17,069.39	\$17,069.39	\$0.00
21500	MATERIAL IMPRESO E INFORMACIÓN DI	\$2,500.00	\$0.00	\$2,500.00	\$0.00	\$2,500.00	\$0.00	\$0.00	\$2,500.00	\$0.00	\$0.00	\$0.00
001	OFS	\$2,500.00	\$0.00	\$2,500.00	\$0.00	\$2,500.00	\$0.00	\$0.00	\$2,500.00	\$0.00	\$0.00	\$0.00
21600	MATERIAL DE LIMPIEZA	\$7,700.00	\$0.00	\$7,700.00	\$4,528.75	\$3,171.25	\$4,528.75	\$0.00	\$3,171.25	\$4,528.75	\$4,528.75	\$0.00
001	OFS	\$7,700.00	\$0.00	\$7,700.00	\$4,528.75	\$3,171.25	\$4,528.75	\$0.00	\$3,171.25	\$4,528.75	\$4,528.75	\$0.00
22100	PRODUCTOS ALIMENTICIOS PARA PERS	\$32,200.00	\$0.00	\$32,200.00	\$31,259.38	\$940.62	\$31,259.38	\$0.00	\$940.62	\$31,259.38	\$31,259.38	\$0.00
001	OFS	\$32,200.00	\$0.00	\$32,200.00	\$31,259.38	\$940.62	\$31,259.38	\$0.00	\$940.62	\$31,259.38	\$31,259.38	\$0.00
22300	UTENSILIOS PARA EL SERVICIO DE ALIN	\$2,100.00	\$0.00	\$2,100.00	\$1,173.94	\$926.06	\$1,173.94	\$0.00	\$926.06	\$1,173.94	\$1,173.94	\$0.00
001	OFS	\$2,100.00	\$0.00	\$2,100.00	\$1,173.94	\$926.06	\$1,173.94	\$0.00	\$926.06	\$1,173.94	\$1,173.94	\$0.00
24100	PRODUCTOS MINERALES NO METÁLICO	\$2,500.00	\$0.00	\$2,500.00	\$0.00	\$2,500.00	\$0.00	\$0.00	\$2,500.00	\$0.00	\$0.00	\$0.00
001	OFS	\$2,500.00	\$0.00	\$2,500.00	\$0.00	\$2,500.00	\$0.00	\$0.00	\$2,500.00	\$0.00	\$0.00	\$0.00
24200	CEMENTO Y PRODUCTOS DE CONCRET	\$1,000.00	\$0.00	\$1,000.00	\$0.00	\$1,000.00	\$0.00	\$0.00	\$1,000.00	\$0.00	\$0.00	\$0.00
001	OFS	\$1,000.00	\$0.00	\$1,000.00	\$0.00	\$1,000.00	\$0.00	\$0.00	\$1,000.00	\$0.00	\$0.00	\$0.00

  
LIC. ERNESTO ALONSO ROSALES RAMOS  
DIRECTOR DE LA UNIDAD DE ADMINISTRACION



ÓRGANO DE FISCALIZACIÓN SUPERIOR DEL ESTADO DE NAYARIT  
ESTADO DE NAYARIT

Por Ramo o Dependencia /Unidad Responsable /Programa Presupuestario (Modalidad y Programa) /Actividad institucional/Objeto del gasto por Partida

UAE SUPERVISOR  
F Estado Presupuesto Egresos UA\_DP\_PG\_PY\_CP\_F

Al 30/jun/2014

Fecha y hora de Impresión | 28/jul/2014  
01:35 p.m.

Ramo o Dependencia / Unidad Responsable /Programa Presupuestario (Modalidad y Programa) / Actividad institucional/Objeto del gasto por Partida Genérica/Fuente de Financiamiento		Ampliaciones / Aprobado (Reducciones)	Presupuesto Vigente	Comprometido	Presupuesto Disponibile para Comprometer	Devengado	Comprometido No Devengado	Presupuesto Sin Devengar	Ejercido	Pagado	Cuentas por Pagar Deuda
24300	CAL, YESO Y PRODUCTOS DE YESO	\$8,000.00	\$0.00	\$8,000.00	\$0.00	\$8,000.00	\$0.00	\$8,000.00	\$0.00	\$0.00	\$0.00
001	OFS	\$8,000.00	\$0.00	\$8,000.00	\$0.00	\$8,000.00	\$0.00	\$8,000.00	\$0.00	\$0.00	\$0.00
24400	MADERA Y PRODUCTOS DE MADERA	\$20,000.00	-\$2,000.00	\$18,000.00	\$0.00	\$18,000.00	\$0.00	\$18,000.00	\$0.00	\$0.00	\$0.00
001	OFS	\$20,000.00	-\$2,000.00	\$18,000.00	\$0.00	\$18,000.00	\$0.00	\$18,000.00	\$0.00	\$0.00	\$0.00
24500	VIDRIO Y PRODUCTOS DE VIDRIO	\$1,000.00	\$0.00	\$1,000.00	\$0.00	\$1,000.00	\$0.00	\$1,000.00	\$0.00	\$0.00	\$0.00
001	OFS	\$1,000.00	\$0.00	\$1,000.00	\$0.00	\$1,000.00	\$0.00	\$1,000.00	\$0.00	\$0.00	\$0.00
24600	MATERIAL ELÉCTRICO Y ELECTRÓNICO	\$1,400.00	\$0.00	\$1,400.00	\$731.76	\$668.24	\$731.76	\$0.00	\$668.24	\$731.76	\$731.76
001	OFS	\$1,400.00	\$0.00	\$1,400.00	\$731.76	\$668.24	\$731.76	\$0.00	\$668.24	\$731.76	\$731.76
24800	MATERIALES COMPLEMENTARIOS	\$5,000.00	\$0.00	\$5,000.00	\$0.00	\$5,000.00	\$0.00	\$5,000.00	\$0.00	\$0.00	\$0.00
001	OFS	\$5,000.00	\$0.00	\$5,000.00	\$0.00	\$5,000.00	\$0.00	\$5,000.00	\$0.00	\$0.00	\$0.00
24900	OTROS MATERIALES Y ARTÍCULOS DE (	\$5,000.00	\$0.00	\$5,000.00	\$2,449.26	\$2,550.74	\$2,449.26	\$0.00	\$2,550.74	\$2,449.26	\$2,449.26
001	OFS	\$5,000.00	\$0.00	\$5,000.00	\$2,449.26	\$2,550.74	\$2,449.26	\$0.00	\$2,550.74	\$2,449.26	\$2,449.26
25300	MEDICINAS Y PRODUCTOS FARMACÉUT	\$8,000.00	\$0.00	\$8,000.00	\$1,488.50	\$6,511.50	\$1,488.50	\$0.00	\$6,511.50	\$1,488.50	\$1,488.50
001	OFS	\$8,000.00	\$0.00	\$8,000.00	\$1,488.50	\$6,511.50	\$1,488.50	\$0.00	\$6,511.50	\$1,488.50	\$1,488.50
26100	COMBUSTIBLES, LUBRICANTES Y ADITI	\$400,000.00	\$0.00	\$400,000.00	\$261,888.54	\$138,111.46	\$261,888.54	\$0.00	\$138,111.46	\$261,888.54	\$261,888.54
001	OFS	\$400,000.00	\$0.00	\$400,000.00	\$261,888.54	\$138,111.46	\$261,888.54	\$0.00	\$138,111.46	\$261,888.54	\$261,888.54
27100	VESTUARIO Y UNIFORMES	\$140.00	\$0.00	\$140.00	\$0.00	\$140.00	\$0.00	\$140.00	\$0.00	\$0.00	\$0.00
001	OFS	\$140.00	\$0.00	\$140.00	\$0.00	\$140.00	\$0.00	\$140.00	\$0.00	\$0.00	\$0.00
29100	HERRAMIENTAS MENORES	\$140.00	\$0.00	\$140.00	\$66.58	\$73.42	\$66.58	\$0.00	\$73.42	\$66.58	\$66.58
001	OFS	\$140.00	\$0.00	\$140.00	\$66.58	\$73.42	\$66.58	\$0.00	\$73.42	\$66.58	\$66.58
29400	REFACCIONES Y ACCESORIOS MENOR	\$1,820.00	\$0.00	\$1,820.00	\$1,309.00	\$511.00	\$1,309.00	\$0.00	\$511.00	\$1,309.00	\$1,309.00
001	OFS	\$1,820.00	\$0.00	\$1,820.00	\$1,309.00	\$511.00	\$1,309.00	\$0.00	\$511.00	\$1,309.00	\$1,309.00
29600	REFACCIONES Y ACCESORIOS MENORE	\$45,000.00	\$2,000.00	\$47,000.00	\$16,604.26	\$30,395.74	\$16,604.26	\$0.00	\$30,395.74	\$16,604.26	\$16,604.26
001	OFS	\$45,000.00	\$2,000.00	\$47,000.00	\$16,604.26	\$30,395.74	\$16,604.26	\$0.00	\$30,395.74	\$16,604.26	\$16,604.26
29900	REFACCIONES Y ACCESORIOS MENORE	\$280.00	\$0.00	\$280.00	\$0.00	\$280.00	\$0.00	\$280.00	\$0.00	\$0.00	\$0.00
001	OFS	\$280.00	\$0.00	\$280.00	\$0.00	\$280.00	\$0.00	\$280.00	\$0.00	\$0.00	\$0.00
31100	ENERGÍA ELÉCTRICA	\$35,000.00	\$0.00	\$35,000.00	\$9,318.12	\$25,681.88	\$9,318.12	\$0.00	\$25,681.88	\$9,318.12	\$9,318.12

  
LIC. ERNESTO ALONSO ROSALES RAMOS  
DIRECTOR DE LA UNIDAD DE ADMINISTRACION



**ÓRGANO DE FISCALIZACIÓN SUPERIOR DEL ESTADO DE NAYARIT**  
**ESTADO DE NAYARIT**

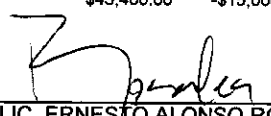
Por Ramo o Dependencia /Unidad Responsable /Programa Presupuestario (Modalidad y Programa) /Actividad institucional/Objeto del gasto por Partida

LIC. ERNESTO ALONSO ROSALES RAMOS  
Director de la Unidad de Administración

Al 30/jun/2014

Fecha y hora de Impresión | 28/jul/2014  
01:35 p.m.

Ramo o Dependencia / Unidad Responsable /Programa Presupuestario (Modalidad y Programa) / Actividad institucional/Objeto del gasto por Partida Genérica/Fuente de Financiamiento		Ampliaciones / Aprobado (Reducciones)	Presupuesto Vigente	Comprometido	Presupuesto Disponibile para Comprometer	Devengado	Comprometido No Devengado	Presupuesto Sin Devengar	Ejercido	Pagado	Cuentas por Pagar Deuda	
001	OFS	\$35,000.00	\$0.00	\$35,000.00	\$9,318.12	\$25,681.88	\$9,318.12	\$0.00	\$25,681.88	\$9,318.12	\$9,318.12	\$0.00
31400	TELEFONÍA TRADICIONAL	\$15,400.00	\$0.00	\$15,400.00	\$4,473.57	\$10,926.43	\$4,473.57	\$0.00	\$10,926.43	\$4,473.57	\$4,473.57	\$0.00
001	OFS	\$15,400.00	\$0.00	\$15,400.00	\$4,473.57	\$10,926.43	\$4,473.57	\$0.00	\$10,926.43	\$4,473.57	\$4,473.57	\$0.00
31500	TELEFONÍA CELULAR	\$20,000.00	\$0.00	\$20,000.00	\$0.00	\$20,000.00	\$0.00	\$0.00	\$20,000.00	\$0.00	\$0.00	\$0.00
001	OFS	\$20,000.00	\$0.00	\$20,000.00	\$0.00	\$20,000.00	\$0.00	\$0.00	\$20,000.00	\$0.00	\$0.00	\$0.00
31700	SERVICIOS DE ACCESO DE INTERNET, F	\$8,400.00	\$0.00	\$8,400.00	\$265.60	\$8,134.40	\$265.60	\$0.00	\$8,134.40	\$265.60	\$265.60	\$0.00
001	OFS	\$8,400.00	\$0.00	\$8,400.00	\$265.60	\$8,134.40	\$265.60	\$0.00	\$8,134.40	\$265.60	\$265.60	\$0.00
32200	ARRENDAMIENTO DE EDIFICIOS	\$97,440.00	\$0.00	\$97,440.00	\$39,666.86	\$57,773.14	\$39,666.86	\$0.00	\$57,773.14	\$39,666.86	\$39,666.86	\$0.00
001	OFS	\$97,440.00	\$0.00	\$97,440.00	\$39,666.86	\$57,773.14	\$39,666.86	\$0.00	\$57,773.14	\$39,666.86	\$39,666.86	\$0.00
32500	ARRENDAMIENTO DE EQUIPO DE TRANS	\$1,000.00	\$0.00	\$1,000.00	\$0.00	\$1,000.00	\$0.00	\$0.00	\$1,000.00	\$0.00	\$0.00	\$0.00
001	OFS	\$1,000.00	\$0.00	\$1,000.00	\$0.00	\$1,000.00	\$0.00	\$0.00	\$1,000.00	\$0.00	\$0.00	\$0.00
32700	ARRENDAMIENTO DE ACTIVOS INTANGIBLES	\$8,400.00	\$0.00	\$8,400.00	\$8,400.00	\$0.00	\$8,400.00	\$0.00	\$0.00	\$8,400.00	\$8,400.00	\$0.00
001	OFS	\$8,400.00	\$0.00	\$8,400.00	\$8,400.00	\$0.00	\$8,400.00	\$0.00	\$0.00	\$8,400.00	\$8,400.00	\$0.00
32900	OTROS ARRENDAMIENTOS	\$840.00	\$0.00	\$840.00	\$291.00	\$549.00	\$291.00	\$0.00	\$549.00	\$291.00	\$291.00	\$0.00
001	OFS	\$840.00	\$0.00	\$840.00	\$291.00	\$549.00	\$291.00	\$0.00	\$549.00	\$291.00	\$291.00	\$0.00
33400	SERVICIOS DE CAPACITACIÓN	\$700.00	\$0.00	\$700.00	\$0.00	\$700.00	\$0.00	\$0.00	\$700.00	\$0.00	\$0.00	\$0.00
001	OFS	\$700.00	\$0.00	\$700.00	\$0.00	\$700.00	\$0.00	\$0.00	\$700.00	\$0.00	\$0.00	\$0.00
33600	SERVICIOS DE APOYO ADMINISTRATIVO	\$9,590.00	\$0.00	\$9,590.00	\$3,015.44	\$6,574.56	\$3,015.44	\$0.00	\$6,574.56	\$3,015.44	\$3,015.44	\$0.00
001	OFS	\$9,590.00	\$0.00	\$9,590.00	\$3,015.44	\$6,574.56	\$3,015.44	\$0.00	\$6,574.56	\$3,015.44	\$3,015.44	\$0.00
33800	SERVICIOS DE VIGILANCIA	\$24,640.00	\$0.00	\$24,640.00	\$10,266.94	\$14,373.06	\$10,266.94	\$0.00	\$14,373.06	\$10,266.94	\$10,266.94	\$0.00
001	OFS	\$24,640.00	\$0.00	\$24,640.00	\$10,266.94	\$14,373.06	\$10,266.94	\$0.00	\$14,373.06	\$10,266.94	\$10,266.94	\$0.00
34100	SERVICIOS FINANCIEROS Y BANCARIOS	\$8,000.00	\$0.00	\$8,000.00	\$6,927.52	\$1,072.48	\$6,927.52	\$0.00	\$1,072.48	\$6,927.52	\$6,927.52	\$0.00
001	OFS	\$8,000.00	\$0.00	\$8,000.00	\$6,927.52	\$1,072.48	\$6,927.52	\$0.00	\$1,072.48	\$6,927.52	\$6,927.52	\$0.00
34500	SEGURO DE BIENES PATRIMONIALES	\$130,000.00	-\$5,000.00	\$125,000.00	\$122,276.21	\$2,723.79	\$122,276.21	\$0.00	\$2,723.79	\$122,276.21	\$122,276.21	\$0.00
001	OFS	\$130,000.00	-\$5,000.00	\$125,000.00	\$122,276.21	\$2,723.79	\$122,276.21	\$0.00	\$2,723.79	\$122,276.21	\$122,276.21	\$0.00
35100	CONSERVACIÓN Y MANTENIMIENTO DE BIENES	\$43,400.00	-\$15,000.00	\$28,400.00	\$14,375.57	\$14,024.43	\$14,375.57	\$0.00	\$14,024.43	\$14,375.57	\$14,375.57	\$0.00
001	OFS	\$43,400.00	-\$15,000.00	\$28,400.00	\$14,375.57	\$14,024.43	\$14,375.57	\$0.00	\$14,024.43	\$14,375.57	\$14,375.57	\$0.00

  
LIC. ERNESTO ALONSO ROSALES RAMOS  
DIRECTOR DE LA UNIDAD DE ADMINISTRACION



**ÓRGANO DE FISCALIZACIÓN SUPERIOR DEL ESTADO DE NAYARIT**  
**ESTADO DE NAYARIT**

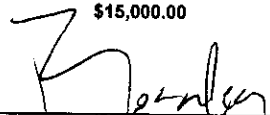
Por Ramo o Dependencia /Unidad Responsable /Programa Presupuestario (Modalidad y Programa) /Actividad institucional/Objeto del gasto por Partida

Use Supervisor  
 F:\Estado\PRESUPUESTO\Egresos\UA\_DP\_PG\_PY\_CP\_F

Al 30/jun/2014

Fecha y 28/jul/2014  
 hora de Impresión 01:35 p.m.

Unidad Responsable / Ramo o Dependencia / Programa Presupuestario (Modalidad y Programa) / Actividad institucional/Objeto del gasto por Partida Genérica/Fuente de Financiamiento	Aprobado	Ampliaciones / (Reducciones)	Presupuesto Vigente	Comprometido	Presupuesto Disponible para Comprometer	Devengado	Comprometido No Devengado	Presupuesto Sin Devengar	Ejercido	Pagado	Cuentas por Pagar Deuda
35200 INSTALACIÓN, REPARACIÓN Y MANTEN	\$1,400.00	\$15,000.00	\$16,400.00	\$14,781.01	\$1,618.99	\$14,781.01	\$0.00	\$1,618.99	\$14,781.01	\$14,781.01	\$0.00
001 OFS	\$1,400.00	\$15,000.00	\$16,400.00	\$14,781.01	\$1,618.99	\$14,781.01	\$0.00	\$1,618.99	\$14,781.01	\$14,781.01	\$0.00
35300 INSTALACIÓN, REPARACIÓN Y MANTEN	\$20,000.00	\$0.00	\$20,000.00	\$0.00	\$20,000.00	\$0.00	\$0.00	\$20,000.00	\$0.00	\$0.00	\$0.00
001 OFS	\$20,000.00	\$0.00	\$20,000.00	\$0.00	\$20,000.00	\$0.00	\$0.00	\$20,000.00	\$0.00	\$0.00	\$0.00
35500 REPARACIÓN Y MANTENIMIENTO DE EQ	\$60,000.00	\$0.00	\$60,000.00	\$40,190.75	\$19,809.25	\$40,190.75	\$0.00	\$19,809.25	\$40,190.75	\$40,190.75	\$0.00
001 OFS	\$60,000.00	\$0.00	\$60,000.00	\$40,190.75	\$19,809.25	\$40,190.75	\$0.00	\$19,809.25	\$40,190.75	\$40,190.75	\$0.00
35800 SERVICIOS DE LIMPIEZA Y MANEJO DE I	\$1,560.00	\$0.00	\$1,560.00	\$259.84	\$1,300.16	\$259.84	\$0.00	\$1,300.16	\$259.84	\$259.84	\$0.00
001 OFS	\$1,560.00	\$0.00	\$1,560.00	\$259.84	\$1,300.16	\$259.84	\$0.00	\$1,300.16	\$259.84	\$259.84	\$0.00
35900 SERVICIOS DE JARDINERÍA Y FUMIGACI	\$560.00	\$0.00	\$560.00	\$422.24	\$137.76	\$422.24	\$0.00	\$137.76	\$422.24	\$422.24	\$0.00
001 OFS	\$560.00	\$0.00	\$560.00	\$422.24	\$137.76	\$422.24	\$0.00	\$137.76	\$422.24	\$422.24	\$0.00
37100 PASAJES AÉREOS	\$8,000.00	\$0.00	\$8,000.00	\$3,869.00	\$4,131.00	\$3,869.00	\$0.00	\$4,131.00	\$3,869.00	\$3,869.00	\$0.00
001 OFS	\$8,000.00	\$0.00	\$8,000.00	\$3,869.00	\$4,131.00	\$3,869.00	\$0.00	\$4,131.00	\$3,869.00	\$3,869.00	\$0.00
37200 PASAJES TERRESTRES	\$700.00	\$0.00	\$700.00	\$0.00	\$700.00	\$0.00	\$0.00	\$700.00	\$0.00	\$0.00	\$0.00
001 OFS	\$700.00	\$0.00	\$700.00	\$0.00	\$700.00	\$0.00	\$0.00	\$700.00	\$0.00	\$0.00	\$0.00
37500 VIÁTICOS EN EL PAÍS	\$20,000.00	\$0.00	\$20,000.00	\$3,700.00	\$16,300.00	\$3,700.00	\$0.00	\$16,300.00	\$3,700.00	\$3,700.00	\$0.00
001 OFS	\$20,000.00	\$0.00	\$20,000.00	\$3,700.00	\$16,300.00	\$3,700.00	\$0.00	\$16,300.00	\$3,700.00	\$3,700.00	\$0.00
37900 OTROS SERVICIOS DE TRASLADO Y HO	\$10,000.00	-\$6,000.00	\$4,000.00	\$2,569.00	\$1,431.00	\$2,569.00	\$0.00	\$1,431.00	\$2,569.00	\$2,569.00	\$0.00
001 OFS	\$10,000.00	-\$6,000.00	\$4,000.00	\$2,569.00	\$1,431.00	\$2,569.00	\$0.00	\$1,431.00	\$2,569.00	\$2,569.00	\$0.00
38200 GASTOS DE ORDEN SOCIAL Y CULTURA	\$100,000.00	\$0.00	\$100,000.00	\$12,436.00	\$87,564.00	\$12,436.00	\$0.00	\$87,564.00	\$12,436.00	\$12,436.00	\$0.00
001 OFS	\$100,000.00	\$0.00	\$100,000.00	\$12,436.00	\$87,564.00	\$12,436.00	\$0.00	\$87,564.00	\$12,436.00	\$12,436.00	\$0.00
39200 IMPUESTOS Y DERECHOS	\$60,000.00	\$11,500.00	\$71,500.00	\$70,524.71	\$975.29	\$70,524.71	\$0.00	\$975.29	\$70,524.71	\$70,524.71	\$0.00
001 OFS	\$60,000.00	\$11,500.00	\$71,500.00	\$70,524.71	\$975.29	\$70,524.71	\$0.00	\$975.29	\$70,524.71	\$70,524.71	\$0.00
39800 IMPUESTO SOBRE NÓMINAS Y OTROS C	\$2,100.00	\$7,500.00	\$9,600.00	\$0.00	\$9,600.00	\$0.00	\$0.00	\$9,600.00	\$0.00	\$0.00	\$0.00
001 OFS	\$2,100.00	\$7,500.00	\$9,600.00	\$0.00	\$9,600.00	\$0.00	\$0.00	\$9,600.00	\$0.00	\$0.00	\$0.00
39900 OTROS SERVICIOS GENERALES	\$8,400.00	-\$8,000.00	\$400.00	\$0.00	\$400.00	\$0.00	\$0.00	\$400.00	\$0.00	\$0.00	\$0.00
001 OFS	\$8,400.00	-\$8,000.00	\$400.00	\$0.00	\$400.00	\$0.00	\$0.00	\$400.00	\$0.00	\$0.00	\$0.00
51100 Muebles de oficina y estantería	\$15,000.00	\$0.00	\$15,000.00	\$14,000.00	\$1,000.00	\$14,000.00	\$0.00	\$1,000.00	\$14,000.00	\$14,000.00	\$0.00

  
 LIC. ERNESTO ALONSO ROSALES RAMOS  
 DIRECTOR DE LA UNIDAD DE ADMINISTRACION



**ÓRGANO DE FISCALIZACIÓN SUPERIOR DEL ESTADO DE NAYARIT**  
**ESTADO DE NAYARIT**



Por Ramo o Dependencia /Unidad Responsable /Programa Presupuestario (Modalidad y Programa) /Actividad institucional/Objeto del gasto por Partida

UJE SUPERVISOR  
 F:\Estado\Presupuesto\Egresos\UA\_DP\_PG\_PY\_CP\_F

AI 30/jun/2014

Fecha y hora de Impresión | 28/jul/2014  
 01:35 p.m.

Ramo o Dependencia / Unidad Responsable /Programa Presupuestario (Modalidad y Programa) / Actividad institucional/Objeto del gasto por Partida Genérica/Fuente de Financiamiento		Ampliaciones / Aprobado (Reducciones)	Presupuesto Vigente	Comprometido	Presupuesto Disponibile para Comprometer	Devengado	Comprometido No Devengado	Presupuesto Sin Devengar	Ejercido	Pagado	Cuentas por Pagar Deuda	
001	OFS	\$15,000.00	\$0.00	\$15,000.00	\$14,000.00	\$1,000.00	\$14,000.00	\$0.00	\$1,000.00	\$14,000.00	\$14,000.00	\$0.00
51500	Equipo de cómputo y de tecnologías de la	\$10,000.00	\$0.00	\$10,000.00	\$0.00	\$10,000.00	\$0.00	\$0.00	\$10,000.00	\$0.00	\$0.00	\$0.00
001	OFS	\$10,000.00	\$0.00	\$10,000.00	\$0.00	\$10,000.00	\$0.00	\$0.00	\$10,000.00	\$0.00	\$0.00	\$0.00
51900	Otros mobiliarios y equipos de administra	\$12,500.00	\$0.00	\$12,500.00	\$6,995.00	\$5,505.00	\$6,995.00	\$0.00	\$5,505.00	\$6,995.00	\$6,995.00	\$0.00
001	OFS	\$12,500.00	\$0.00	\$12,500.00	\$6,995.00	\$5,505.00	\$6,995.00	\$0.00	\$5,505.00	\$6,995.00	\$6,995.00	\$0.00
54100	Vehículos y equipo terrestre	\$590,000.00	\$0.00	\$590,000.00	\$0.00	\$590,000.00	\$0.00	\$0.00	\$590,000.00	\$0.00	\$0.00	\$0.00
001	OFS	\$590,000.00	\$0.00	\$590,000.00	\$0.00	\$590,000.00	\$0.00	\$0.00	\$590,000.00	\$0.00	\$0.00	\$0.00
56500	Equipo de comunicación y telecomunicac	\$5,000.00	\$0.00	\$5,000.00	\$0.00	\$5,000.00	\$0.00	\$0.00	\$5,000.00	\$0.00	\$0.00	\$0.00
001	OFS	\$5,000.00	\$0.00	\$5,000.00	\$0.00	\$5,000.00	\$0.00	\$0.00	\$5,000.00	\$0.00	\$0.00	\$0.00
59100	Software	\$10,000.00	\$0.00	\$10,000.00	\$0.00	\$10,000.00	\$0.00	\$0.00	\$10,000.00	\$0.00	\$0.00	\$0.00
001	OFS	\$10,000.00	\$0.00	\$10,000.00	\$0.00	\$10,000.00	\$0.00	\$0.00	\$10,000.00	\$0.00	\$0.00	\$0.00
	Desarrollo y Modernización Institucional	\$6,770,224.16	\$258,000.00	\$6,770,224.16	\$2,814,070.59	\$3,956,153.57	\$2,814,070.59	\$0.00	\$3,956,153.57	\$2,814,070.59	\$2,814,070.59	\$0.00
00	Calidad en el Proceso de Fiscalización											
4												
RCF	Rendición de Cuentas y Fiscalización	\$63,822,630.14	\$573,900.00	\$65,128,030.14	\$21,208,687.86	\$43,919,342.28	\$21,208,687.86	\$0.00	\$43,919,342.28	\$21,208,687.86	\$21,208,687.86	\$0.00
001												
0003	Fiscalización Superior de la Gestión Pública	\$63,822,630.14	\$573,900.00	\$65,128,030.14	\$21,208,687.86	\$43,919,342.28	\$21,208,687.86	\$0.00	\$43,919,342.28	\$21,208,687.86	\$21,208,687.86	\$0.00
11300	SUELDOS BASE AL PERSONAL PERMAN	\$6,194,009.14	\$0.00	\$6,194,009.14	\$2,870,169.60	\$3,323,839.54	\$2,870,169.60	\$0.00	\$3,323,839.54	\$2,870,169.60	\$2,870,169.60	\$0.00
001	OFS	\$6,194,009.14	\$0.00	\$6,194,009.14	\$2,870,169.60	\$3,323,839.54	\$2,870,169.60	\$0.00	\$3,323,839.54	\$2,870,169.60	\$2,870,169.60	\$0.00
12100	HONORARIOS ASIMILABLES A SALARIO:	\$15,486,000.00	\$0.00	\$15,486,000.00	\$927,000.00	\$14,559,000.00	\$927,000.00	\$0.00	\$14,559,000.00	\$927,000.00	\$927,000.00	\$0.00
001	OFS	\$5,162,000.00	\$0.00	\$5,162,000.00	\$309,000.00	\$4,853,000.00	\$309,000.00	\$0.00	\$4,853,000.00	\$309,000.00	\$309,000.00	\$0.00
002	2.5 AL MILLAR	\$5,162,000.00	\$0.00	\$5,162,000.00	\$309,000.00	\$4,853,000.00	\$309,000.00	\$0.00	\$4,853,000.00	\$309,000.00	\$309,000.00	\$0.00
003	PROFIS	\$5,162,000.00	\$0.00	\$5,162,000.00	\$309,000.00	\$4,853,000.00	\$309,000.00	\$0.00	\$4,853,000.00	\$309,000.00	\$309,000.00	\$0.00
12200	SUELDOS BASE AL PERSONAL EVENTU.	\$1,443,500.00	\$0.00	\$1,443,500.00	\$602,120.00	\$841,380.00	\$602,120.00	\$0.00	\$841,380.00	\$602,120.00	\$602,120.00	\$0.00
001	OFS	\$1,174,500.00	\$0.00	\$1,174,500.00	\$602,120.00	\$572,380.00	\$602,120.00	\$0.00	\$572,380.00	\$602,120.00	\$602,120.00	\$0.00
002	2.5 AL MILLAR	\$134,500.00	\$0.00	\$134,500.00	\$0.00	\$134,500.00	\$0.00	\$0.00	\$134,500.00	\$0.00	\$0.00	\$0.00
003	PROFIS	\$134,500.00	\$0.00	\$134,500.00	\$0.00	\$134,500.00	\$0.00	\$0.00	\$134,500.00	\$0.00	\$0.00	\$0.00
12300	RETRIBUCIONES POR SERVICIOS DE CA	\$710.00	\$0.00	\$710.00	\$0.00	\$710.00	\$0.00	\$0.00	\$710.00	\$0.00	\$0.00	\$0.00

  
 LIC. ERNESTO ALONSO ROSALES RAMOS  
 DIRECTOR DE LA UNIDAD DE ADMINISTRACION



**ÓRGANO DE FISCALIZACIÓN SUPERIOR DEL ESTADO DE NAYARIT**  
**ESTADO DE NAYARIT**

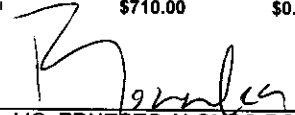
Por Ramo o Dependencia /Unidad Responsable /Programa Presupuestario (Modalidad y Programa) /Actividad institucional/Objeto del gasto por Partida

U.S. Superior  
F. Estado Presupuesto Egresos UA\_DP\_PG\_PY\_CP\_F

Al 30/jun/2014

Fecha y | 28/jul/2014  
hora de Impresión | 01:35 p.m.

Ramo o Dependencia / Unidad Responsable /Programa Presupuestario (Modalidad y Programa) / Actividad institucional/Objeto del gasto por Partida Genérica/Fuente de Financiamiento		Ampliaciones / Aprobado (Reducciones)	Presupuesto Vigente	Comprometido	Presupuesto Disponibile para Comprometer	Devengado	Comprometido No Devengado	Presupuesto Sin Devengar	Ejercido	Pagado	Cuentas por Pagar Deuda
001	OFS	\$710.00	\$0.00	\$710.00	\$0.00	\$710.00	\$0.00	\$0.00	\$710.00	\$0.00	\$0.00
<b>13100</b>	<b>PRIMAS POR AÑOS DE SERVICIOS EFEC</b>	<b>\$710.00</b>	<b>\$0.00</b>	<b>\$710.00</b>	<b>\$0.00</b>	<b>\$710.00</b>	<b>\$0.00</b>	<b>\$0.00</b>	<b>\$710.00</b>	<b>\$0.00</b>	<b>\$0.00</b>
001	OFS	\$710.00	\$0.00	\$710.00	\$0.00	\$710.00	\$0.00	\$0.00	\$710.00	\$0.00	\$0.00
<b>13200</b>	<b>PRIMAS DE VACACIONES, DOMINICAL Y</b>	<b>\$11,987,000.00</b>	<b>\$0.00</b>	<b>\$11,987,000.00</b>	<b>\$620,117.47</b>	<b>\$11,366,882.53</b>	<b>\$620,117.47</b>	<b>\$0.00</b>	<b>\$11,366,882.53</b>	<b>\$620,117.47</b>	<b>\$620,117.47</b>
001	OFS	\$4,198,500.00	\$0.00	\$4,198,500.00	\$306,600.53	\$3,891,899.47	\$306,600.53	\$0.00	\$3,891,899.47	\$306,600.53	\$306,600.53
002	2.5 AL MILLAR	\$4,198,500.00	\$0.00	\$4,198,500.00	\$306,600.53	\$3,891,899.47	\$306,600.53	\$0.00	\$3,891,899.47	\$306,600.53	\$306,600.53
003	PROFIS	\$3,590,000.00	\$0.00	\$3,590,000.00	\$6,916.41	\$3,583,083.59	\$6,916.41	\$0.00	\$3,583,083.59	\$6,916.41	\$6,916.41
<b>13400</b>	<b>COMPENSACIONES</b>	<b>\$20,083,047.00</b>	<b>\$0.00</b>	<b>\$20,083,047.00</b>	<b>\$11,658,558.90</b>	<b>\$8,424,488.10</b>	<b>\$11,658,558.90</b>	<b>\$0.00</b>	<b>\$8,424,488.10</b>	<b>\$11,658,558.90</b>	<b>\$11,658,558.90</b>
001	OFS	\$9,959,849.00	\$0.00	\$9,959,849.00	\$5,792,120.94	\$4,167,728.06	\$5,792,120.94	\$0.00	\$4,167,728.06	\$5,792,120.94	\$5,792,120.94
002	2.5 AL MILLAR	\$9,929,449.00	\$0.00	\$9,929,449.00	\$5,785,065.14	\$4,144,383.86	\$5,785,065.14	\$0.00	\$4,144,383.86	\$5,785,065.14	\$5,785,065.14
003	PROFIS	\$193,749.00	\$0.00	\$193,749.00	\$81,372.82	\$112,376.18	\$81,372.82	\$0.00	\$112,376.18	\$81,372.82	\$81,372.82
<b>14100</b>	<b>APORTACIONES DE SEGURIDAD SOCIAL</b>	<b>\$1,203,450.00</b>	<b>\$0.00</b>	<b>\$1,203,450.00</b>	<b>\$665,884.94</b>	<b>\$537,565.06</b>	<b>\$665,884.94</b>	<b>\$0.00</b>	<b>\$537,565.06</b>	<b>\$665,884.94</b>	<b>\$665,884.94</b>
001	OFS	\$1,203,450.00	\$0.00	\$1,203,450.00	\$665,884.94	\$537,565.06	\$665,884.94	\$0.00	\$537,565.06	\$665,884.94	\$665,884.94
<b>14200</b>	<b>APORTACIONES A FONDOS DE VIVIEND/</b>	<b>\$40,660.00</b>	<b>\$0.00</b>	<b>\$40,660.00</b>	<b>\$7,093.36</b>	<b>\$33,566.64</b>	<b>\$7,093.36</b>	<b>\$0.00</b>	<b>\$33,566.64</b>	<b>\$7,093.36</b>	<b>\$7,093.36</b>
001	OFS	\$40,660.00	\$0.00	\$40,660.00	\$7,093.36	\$33,566.64	\$7,093.36	\$0.00	\$33,566.64	\$7,093.36	\$7,093.36
<b>14400</b>	<b>APORTACIONES PARA SEGUROS</b>	<b>\$51,500.00</b>	<b>\$0.00</b>	<b>\$51,500.00</b>	<b>\$0.00</b>	<b>\$51,500.00</b>	<b>\$0.00</b>	<b>\$0.00</b>	<b>\$51,500.00</b>	<b>\$0.00</b>	<b>\$0.00</b>
001	OFS	\$25,750.00	\$0.00	\$25,750.00	\$0.00	\$25,750.00	\$0.00	\$0.00	\$25,750.00	\$0.00	\$0.00
003	PROFIS	\$25,750.00	\$0.00	\$25,750.00	\$0.00	\$25,750.00	\$0.00	\$0.00	\$25,750.00	\$0.00	\$0.00
<b>15100</b>	<b>CUOTAS PARA EL FONDO DE AHORRO '</b>	<b>\$32,300.00</b>	<b>\$0.00</b>	<b>\$32,300.00</b>	<b>\$19,350.63</b>	<b>\$12,949.37</b>	<b>\$19,350.63</b>	<b>\$0.00</b>	<b>\$12,949.37</b>	<b>\$19,350.63</b>	<b>\$19,350.63</b>
001	OFS	\$32,300.00	\$0.00	\$32,300.00	\$19,350.63	\$12,949.37	\$19,350.63	\$0.00	\$12,949.37	\$19,350.63	\$19,350.63
<b>15200</b>	<b>INDEMNIZACIONES</b>	<b>\$71,000.00</b>	<b>\$0.00</b>	<b>\$71,000.00</b>	<b>\$71,000.00</b>	<b>\$0.00</b>	<b>\$71,000.00</b>	<b>\$0.00</b>	<b>\$0.00</b>	<b>\$71,000.00</b>	<b>\$71,000.00</b>
001	OFS	\$71,000.00	\$0.00	\$71,000.00	\$71,000.00	\$0.00	\$71,000.00	\$0.00	\$0.00	\$71,000.00	\$71,000.00
<b>15400</b>	<b>PRESTACIONES CONTRACTUALES</b>	<b>\$710,000.00</b>	<b>\$0.00</b>	<b>\$710,000.00</b>	<b>\$313,921.22</b>	<b>\$396,078.78</b>	<b>\$313,921.22</b>	<b>\$0.00</b>	<b>\$396,078.78</b>	<b>\$313,921.22</b>	<b>\$313,921.22</b>
001	OFS	\$710,000.00	\$0.00	\$710,000.00	\$313,921.22	\$396,078.78	\$313,921.22	\$0.00	\$396,078.78	\$313,921.22	\$313,921.22
<b>15500</b>	<b>APOYOS A LA CAPACITACIÓN DE LOS S</b>	<b>\$710.00</b>	<b>\$0.00</b>	<b>\$710.00</b>	<b>\$0.00</b>	<b>\$710.00</b>	<b>\$0.00</b>	<b>\$0.00</b>	<b>\$710.00</b>	<b>\$0.00</b>	<b>\$0.00</b>
001	OFS	\$710.00	\$0.00	\$710.00	\$0.00	\$710.00	\$0.00	\$0.00	\$710.00	\$0.00	\$0.00
<b>15900</b>	<b>OTRAS PRESTACIONES SOCIALES Y ECI</b>	<b>\$710.00</b>	<b>\$0.00</b>	<b>\$710.00</b>	<b>\$0.00</b>	<b>\$710.00</b>	<b>\$0.00</b>	<b>\$0.00</b>	<b>\$710.00</b>	<b>\$0.00</b>	<b>\$0.00</b>

  
LIC. ERNESTO ALONSO ROSALES RAMOS  
DIRECTOR DE LA UNIDAD DE ADMINISTRACION



**ÓRGANO DE FISCALIZACIÓN SUPERIOR DEL ESTADO DE NAYARIT**  
**ESTADO DE NAYARIT**

Por Ramo o Dependencia /Unidad Responsable /Programa Presupuestario (Modalidad y Programa) /Actividad institucional/Objeto del gasto por Partida

H. Estado de Nayarit  
F. Estado de Nayarit  
Supervisor  
Egresos UA\_DP\_PG\_PY\_CP\_F

Al 30/jun/2014

Fecha y 28/jul/2014  
hora de Impresión 01:35 p.m.

Ramo o Dependencia / Unidad Responsable /Programa Presupuestario (Modalidad y Programa) / Actividad institucional/Objeto del gasto por Partida Genérica/Fuente de Financiamiento		Ampliaciones / Aprobado (Reducciones)	Presupuesto Vigente	Comprometido	Presupuesto Disponible para Comprometer	Devengado	Comprometido No Devengado	Presupuesto Sin Devengar	Ejercido	Pagado	Cuentas por Pagar Deuda
001	OFS	\$710.00	\$0.00	\$710.00	\$0.00	\$710.00	\$0.00	\$710.00	\$0.00	\$0.00	\$0.00
16100	PREVISIONES DE CARÁCTER LABORAL	\$19,000.00	\$0.00	\$19,000.00	\$0.00	\$19,000.00	\$0.00	\$19,000.00	\$0.00	\$0.00	\$0.00
001	OFS	\$19,000.00	\$0.00	\$19,000.00	\$0.00	\$19,000.00	\$0.00	\$19,000.00	\$0.00	\$0.00	\$0.00
17100	ESTÍMULOS	\$29,110.00	\$0.00	\$29,110.00	\$0.00	\$29,110.00	\$0.00	\$29,110.00	\$0.00	\$0.00	\$0.00
001	OFS	\$29,110.00	\$0.00	\$29,110.00	\$0.00	\$29,110.00	\$0.00	\$29,110.00	\$0.00	\$0.00	\$0.00
21100	MATERIALES, ÚTILES Y EQUIPOS MENO	\$598,890.00	\$180,000.00	\$778,890.00	\$224,656.38	\$554,233.62	\$224,656.38	\$0.00	\$554,233.62	\$224,656.38	\$224,656.38
001	OFS	\$200,630.00	\$60,000.00	\$260,630.00	\$74,885.46	\$185,744.54	\$74,885.46	\$0.00	\$185,744.54	\$74,885.46	\$74,885.46
002	2.5 AL MILLAR	\$199,130.00	\$60,000.00	\$259,130.00	\$74,885.46	\$184,244.54	\$74,885.46	\$0.00	\$184,244.54	\$74,885.46	\$74,885.46
003	PROFIS	\$199,130.00	\$60,000.00	\$259,130.00	\$74,885.46	\$184,244.54	\$74,885.46	\$0.00	\$184,244.54	\$74,885.46	\$74,885.46
21300	MATERIAL ESTADÍSTICO Y GEOGRÁFIC	\$3,420.00	\$0.00	\$3,420.00	\$0.00	\$3,420.00	\$0.00	\$3,420.00	\$0.00	\$0.00	\$0.00
001	OFS	\$1,710.00	\$0.00	\$1,710.00	\$0.00	\$1,710.00	\$0.00	\$1,710.00	\$0.00	\$0.00	\$0.00
002	2.5 AL MILLAR	\$1,710.00	\$0.00	\$1,710.00	\$0.00	\$1,710.00	\$0.00	\$1,710.00	\$0.00	\$0.00	\$0.00
21400	MATERIALES, ÚTILES Y EQUIPOS MENC	\$244,600.00	\$60,000.00	\$304,600.00	\$93,357.60	\$211,242.40	\$93,357.60	\$0.00	\$211,242.40	\$93,357.60	\$93,357.60
001	OFS	\$122,300.00	\$30,000.00	\$152,300.00	\$46,678.80	\$105,621.20	\$46,678.80	\$0.00	\$105,621.20	\$46,678.80	\$46,678.80
002	2.5 AL MILLAR	\$122,300.00	\$30,000.00	\$152,300.00	\$46,678.80	\$105,621.20	\$46,678.80	\$0.00	\$105,621.20	\$46,678.80	\$46,678.80
21500	MATERIAL IMPRESO E INFORMACIÓN DI	\$2,500.00	\$0.00	\$2,500.00	\$0.00	\$2,500.00	\$0.00	\$2,500.00	\$0.00	\$0.00	\$0.00
001	OFS	\$2,500.00	\$0.00	\$2,500.00	\$0.00	\$2,500.00	\$0.00	\$2,500.00	\$0.00	\$0.00	\$0.00
21600	MATERIAL DE LIMPIEZA	\$39,050.00	\$0.00	\$39,050.00	\$21,208.39	\$17,841.61	\$21,208.39	\$0.00	\$17,841.61	\$21,208.39	\$21,208.39
001	OFS	\$39,050.00	\$0.00	\$39,050.00	\$21,208.39	\$17,841.61	\$21,208.39	\$0.00	\$17,841.61	\$21,208.39	\$21,208.39
22100	PRODUCTOS ALIMENTICIOS PARA PERS	\$155,900.00	\$0.00	\$155,900.00	\$32,317.03	\$123,582.97	\$32,317.03	\$0.00	\$123,582.97	\$32,317.03	\$32,317.03
001	OFS	\$155,900.00	\$0.00	\$155,900.00	\$32,317.03	\$123,582.97	\$32,317.03	\$0.00	\$123,582.97	\$32,317.03	\$32,317.03
22300	UTENSILIOS PARA EL SERVICIO DE ALIM	\$10,650.00	\$0.00	\$10,650.00	\$984.15	\$9,665.85	\$984.15	\$0.00	\$9,665.85	\$984.15	\$984.15
001	OFS	\$10,650.00	\$0.00	\$10,650.00	\$984.15	\$9,665.85	\$984.15	\$0.00	\$9,665.85	\$984.15	\$984.15
24600	MATERIAL ELÉCTRICO Y ELECTRÓNICO	\$7,100.00	\$0.00	\$7,100.00	\$0.00	\$7,100.00	\$0.00	\$7,100.00	\$0.00	\$0.00	\$0.00
001	OFS	\$7,100.00	\$0.00	\$7,100.00	\$0.00	\$7,100.00	\$0.00	\$7,100.00	\$0.00	\$0.00	\$0.00
26100	COMBUSTIBLES, LUBRICANTES Y ADITI	\$130,000.00	\$100,000.00	\$230,000.00	\$210,909.75	\$19,090.25	\$210,909.75	\$0.00	\$19,090.25	\$210,909.75	\$210,909.75
002	2.5 AL MILLAR	\$130,000.00	\$100,000.00	\$230,000.00	\$210,909.75	\$19,090.25	\$210,909.75	\$0.00	\$19,090.25	\$210,909.75	\$210,909.75

LIC. ERNESTO ALONSO ROSALES RAMOS  
DIRECTOR DE LA UNIDAD DE ADMINISTRACION



**ÓRGANO DE FISCALIZACIÓN SUPERIOR DEL ESTADO DE NAYARIT**  
**ESTADO DE NAYARIT**

Por Ramo o Dependencia /Unidad Responsable /Programa Presupuestario (Modalidad y Programa) /Actividad institucional/Objeto del gasto por Partida

HE Estado P Presupuesto Egresos UA\_DP\_PG\_PY\_CP\_F

Al 30/jun/2014

Fecha y | 28/jul/2014  
hora de Impresión | 01:35 p.m.

Ramo o Dependencia / Unidad Responsable /Programa Presupuestario (Modalidad y Programa) / Actividad institucional/Objeto del gasto por Partida Genérica/Fuente de Financiamiento	Aprobado	Ampliaciones / (Reducciones)	Presupuesto Vigente	Comprometido	Presupuesto Disponible para Comprometer	Devengado	Comprometido No Devengado	Presupuesto Sin Devengar	Ejercido	Pagado	Cuentas por Pagar Deuda
<b>27100 VESTUARIO Y UNIFORMES</b>	<b>\$710.00</b>	<b>\$0.00</b>	<b>\$710.00</b>	<b>\$0.00</b>	<b>\$710.00</b>	<b>\$0.00</b>	<b>\$0.00</b>	<b>\$710.00</b>	<b>\$0.00</b>	<b>\$0.00</b>	<b>\$0.00</b>
001 OFS	\$710.00	\$0.00	\$710.00	\$0.00	\$710.00	\$0.00	\$0.00	\$710.00	\$0.00	\$0.00	\$0.00
<b>29100 HERRAMIENTAS MENORES</b>	<b>\$21,420.00</b>	<b>\$0.00</b>	<b>\$21,420.00</b>	<b>\$6,846.48</b>	<b>\$14,573.52</b>	<b>\$6,846.48</b>	<b>\$0.00</b>	<b>\$14,573.52</b>	<b>\$6,846.48</b>	<b>\$6,846.48</b>	<b>\$0.00</b>
001 OFS	\$10,710.00	\$0.00	\$10,710.00	\$3,423.24	\$7,286.76	\$3,423.24	\$0.00	\$7,286.76	\$3,423.24	\$3,423.24	\$0.00
002 2.5 AL MILLAR	\$10,710.00	\$0.00	\$10,710.00	\$3,423.24	\$7,286.76	\$3,423.24	\$0.00	\$7,286.76	\$3,423.24	\$3,423.24	\$0.00
<b>29400 REFACCIONES Y ACCESORIOS MENORE</b>	<b>\$9,230.00</b>	<b>\$0.00</b>	<b>\$9,230.00</b>	<b>\$4,990.01</b>	<b>\$4,239.99</b>	<b>\$4,990.01</b>	<b>\$0.00</b>	<b>\$4,239.99</b>	<b>\$4,990.01</b>	<b>\$4,990.01</b>	<b>\$0.00</b>
001 OFS	\$9,230.00	\$0.00	\$9,230.00	\$4,990.01	\$4,239.99	\$4,990.01	\$0.00	\$4,239.99	\$4,990.01	\$4,990.01	\$0.00
<b>29900 REFACCIONES Y ACCESORIOS MENORE</b>	<b>\$1,420.00</b>	<b>\$0.00</b>	<b>\$1,420.00</b>	<b>\$285.00</b>	<b>\$1,135.00</b>	<b>\$285.00</b>	<b>\$0.00</b>	<b>\$1,135.00</b>	<b>\$285.00</b>	<b>\$285.00</b>	<b>\$0.00</b>
001 OFS	\$1,420.00	\$0.00	\$1,420.00	\$285.00	\$1,135.00	\$285.00	\$0.00	\$1,135.00	\$285.00	\$285.00	\$0.00
<b>31100 ENERGÍA ELÉCTRICA</b>	<b>\$177,500.00</b>	<b>\$0.00</b>	<b>\$177,500.00</b>	<b>\$74,662.18</b>	<b>\$102,837.82</b>	<b>\$74,662.18</b>	<b>\$0.00</b>	<b>\$102,837.82</b>	<b>\$74,662.18</b>	<b>\$74,662.18</b>	<b>\$0.00</b>
001 OFS	\$177,500.00	\$0.00	\$177,500.00	\$74,662.18	\$102,837.82	\$74,662.18	\$0.00	\$102,837.82	\$74,662.18	\$74,662.18	\$0.00
<b>31300 AGUA</b>	<b>\$4,000.00</b>	<b>\$0.00</b>	<b>\$4,000.00</b>	<b>\$0.00</b>	<b>\$4,000.00</b>	<b>\$0.00</b>	<b>\$0.00</b>	<b>\$4,000.00</b>	<b>\$0.00</b>	<b>\$0.00</b>	<b>\$0.00</b>
001 OFS	\$4,000.00	\$0.00	\$4,000.00	\$0.00	\$4,000.00	\$0.00	\$0.00	\$4,000.00	\$0.00	\$0.00	\$0.00
<b>31400 TELEFONÍA TRADICIONAL</b>	<b>\$78,100.00</b>	<b>\$0.00</b>	<b>\$78,100.00</b>	<b>\$22,687.42</b>	<b>\$55,412.58</b>	<b>\$22,687.42</b>	<b>\$0.00</b>	<b>\$55,412.58</b>	<b>\$22,687.42</b>	<b>\$22,687.42</b>	<b>\$0.00</b>
001 OFS	\$78,100.00	\$0.00	\$78,100.00	\$22,687.42	\$55,412.58	\$22,687.42	\$0.00	\$55,412.58	\$22,687.42	\$22,687.42	\$0.00
<b>31600 SERVICIOS DE TELECOMUNICACIONES</b>	<b>\$40,000.00</b>	<b>\$20,000.00</b>	<b>\$60,000.00</b>	<b>\$16,583.50</b>	<b>\$43,416.50</b>	<b>\$16,583.50</b>	<b>\$0.00</b>	<b>\$43,416.50</b>	<b>\$16,583.50</b>	<b>\$16,583.50</b>	<b>\$0.00</b>
002 2.5 AL MILLAR	\$40,000.00	\$20,000.00	\$60,000.00	\$16,583.50	\$43,416.50	\$16,583.50	\$0.00	\$43,416.50	\$16,583.50	\$16,583.50	\$0.00
<b>31700 SERVICIOS DE ACCESO DE INTERNET, F</b>	<b>\$42,600.00</b>	<b>-\$20,000.00</b>	<b>\$22,600.00</b>	<b>\$1,346.87</b>	<b>\$21,253.13</b>	<b>\$1,346.87</b>	<b>\$0.00</b>	<b>\$21,253.13</b>	<b>\$1,346.87</b>	<b>\$1,346.87</b>	<b>\$0.00</b>
001 OFS	\$42,600.00	-\$20,000.00	\$22,600.00	\$1,346.87	\$21,253.13	\$1,346.87	\$0.00	\$21,253.13	\$1,346.87	\$1,346.87	\$0.00
<b>31800 SERVICIOS POSTALES Y TELEGRÁFICOS</b>	<b>\$5,600.00</b>	<b>\$0.00</b>	<b>\$5,600.00</b>	<b>\$4,496.61</b>	<b>\$1,103.39</b>	<b>\$4,496.61</b>	<b>\$0.00</b>	<b>\$1,103.39</b>	<b>\$4,496.61</b>	<b>\$4,496.61</b>	<b>\$0.00</b>
001 OFS	\$5,600.00	\$0.00	\$5,600.00	\$4,496.61	\$1,103.39	\$4,496.61	\$0.00	\$1,103.39	\$4,496.61	\$4,496.61	\$0.00
<b>32200 ARRENDAMIENTO DE EDIFICIOS</b>	<b>\$654,160.00</b>	<b>\$0.00</b>	<b>\$654,160.00</b>	<b>\$345,719.37</b>	<b>\$308,440.63</b>	<b>\$345,719.37</b>	<b>\$0.00</b>	<b>\$308,440.63</b>	<b>\$345,719.37</b>	<b>\$345,719.37</b>	<b>\$0.00</b>
001 OFS	\$654,160.00	\$0.00	\$654,160.00	\$345,719.37	\$308,440.63	\$345,719.37	\$0.00	\$308,440.63	\$345,719.37	\$345,719.37	\$0.00
<b>32700 ARRENDAMIENTO DE ACTIVOS INTANGII</b>	<b>\$42,600.00</b>	<b>\$0.00</b>	<b>\$42,600.00</b>	<b>\$42,600.00</b>	<b>\$0.00</b>	<b>\$42,600.00</b>	<b>\$0.00</b>	<b>\$0.00</b>	<b>\$42,600.00</b>	<b>\$42,600.00</b>	<b>\$0.00</b>
001 OFS	\$42,600.00	\$0.00	\$42,600.00	\$42,600.00	\$0.00	\$42,600.00	\$0.00	\$0.00	\$42,600.00	\$42,600.00	\$0.00
<b>32900 OTROS ARRENDAMIENTOS</b>	<b>\$4,260.00</b>	<b>\$0.00</b>	<b>\$4,260.00</b>	<b>\$120.00</b>	<b>\$4,140.00</b>	<b>\$120.00</b>	<b>\$0.00</b>	<b>\$4,140.00</b>	<b>\$120.00</b>	<b>\$120.00</b>	<b>\$0.00</b>
001 OFS	\$4,260.00	\$0.00	\$4,260.00	\$120.00	\$4,140.00	\$120.00	\$0.00	\$4,140.00	\$120.00	\$120.00	\$0.00

LIC. ERNESTO ALONSO ROSALES RAMOS  
DIRECTOR DE LA UNIDAD DE ADMINISTRACION



ÓRGANO DE FISCALIZACIÓN SUPERIOR DEL ESTADO DE NAYARIT  
ESTADO DE NAYARIT

Por Ramo o Dependencia /Unidad Responsable /Programa Presupuestario (Modalidad y Programa) /Actividad institucional/Objeto del gasto por Partida

USE SUPERVISOR  
F:\Estado\Presupuesto\Egresos\UA\_DP\_PG\_PY\_CP\_F

Al 30/jun/2014

Fecha y 28/jul/2014

hora de Impresión 01:35 p.m.

Ramo o Dependencia / Unidad Responsable /Programa Presupuestario (Modalidad y Programa) / Actividad Institucional/Objeto del gasto por Partida Genérica/Fuente de Financiamiento		Ampliaciones / Aprobado (Reducciones)	Presupuesto Vigente	Comprometido	Presupuesto Disponble para Comprometer	Devengado	Comprometido No Devengado	Presupuesto Sin Devengar	Ejercido	Pagado	Cuentas por Pagar Deuda
33400	SERVICIOS DE CAPACITACIÓN	\$1,223,494.00	\$0.00	\$1,223,494.00	\$0.00	\$1,223,494.00	\$0.00	\$1,223,494.00	\$0.00	\$0.00	\$0.00
001	OFS	\$611,747.00	\$0.00	\$611,747.00	\$0.00	\$611,747.00	\$0.00	\$611,747.00	\$0.00	\$0.00	\$0.00
003	PROFIS	\$611,747.00	\$0.00	\$611,747.00	\$0.00	\$611,747.00	\$0.00	\$611,747.00	\$0.00	\$0.00	\$0.00
33600	SERVICIOS DE APOYO ADMINISTRATIVO	\$59,870.00	\$12,000.00	\$71,870.00	\$36,981.38	\$34,888.62	\$36,981.38	\$34,888.62	\$36,981.38	\$36,981.38	\$0.00
001	OFS	\$51,235.00	\$6,000.00	\$57,235.00	\$25,593.43	\$31,641.57	\$25,593.43	\$31,641.57	\$25,593.43	\$25,593.43	\$0.00
003	PROFIS	\$8,635.00	\$6,000.00	\$14,635.00	\$11,387.95	\$3,247.05	\$11,387.95	\$3,247.05	\$11,387.95	\$11,387.95	\$0.00
33800	SERVICIOS DE VIGILANCIA	\$124,960.00	\$0.00	\$124,960.00	\$52,068.00	\$72,892.00	\$52,068.00	\$72,892.00	\$52,068.00	\$52,068.00	\$0.00
001	OFS	\$124,960.00	\$0.00	\$124,960.00	\$52,068.00	\$72,892.00	\$52,068.00	\$72,892.00	\$52,068.00	\$52,068.00	\$0.00
34100	SERVICIOS FINANCIEROS Y BANCARIOS	\$8,000.00	\$0.00	\$8,000.00	\$288.96	\$7,711.04	\$288.96	\$7,711.04	\$288.96	\$288.96	\$0.00
002	2.5 AL MILLAR	\$4,000.00	\$0.00	\$4,000.00	\$144.48	\$3,855.52	\$144.48	\$3,855.52	\$144.48	\$144.48	\$0.00
003	PROFIS	\$4,000.00	\$0.00	\$4,000.00	\$144.48	\$3,855.52	\$144.48	\$3,855.52	\$144.48	\$144.48	\$0.00
34500	SEGURO DE BIENES PATRIMONIALES	\$20,000.00	\$20,000.00	\$40,000.00	\$7,281.22	\$32,718.78	\$7,281.22	\$32,718.78	\$7,281.22	\$7,281.22	\$0.00
002	2.5 AL MILLAR	\$20,000.00	\$20,000.00	\$40,000.00	\$7,281.22	\$32,718.78	\$7,281.22	\$32,718.78	\$7,281.22	\$7,281.22	\$0.00
35100	CONSERVACIÓN Y MANTENIMIENTO MEI	\$220,100.00	\$0.00	\$220,100.00	\$204,426.73	\$15,673.27	\$204,426.73	\$15,673.27	\$204,426.73	\$204,426.73	\$0.00
001	OFS	\$220,100.00	\$0.00	\$220,100.00	\$204,426.73	\$15,673.27	\$204,426.73	\$15,673.27	\$204,426.73	\$204,426.73	\$0.00
35200	INSTALACIÓN, REPARACIÓN Y MANTEN	\$7,100.00	\$0.00	\$7,100.00	\$6,318.37	\$781.63	\$6,318.37	\$781.63	\$6,318.37	\$6,318.37	\$0.00
001	OFS	\$7,100.00	\$0.00	\$7,100.00	\$6,318.37	\$781.63	\$6,318.37	\$781.63	\$6,318.37	\$6,318.37	\$0.00
35300	INSTALACIÓN, REPARACIÓN Y MANTEN	\$1,000.00	\$0.00	\$1,000.00	\$0.00	\$1,000.00	\$0.00	\$1,000.00	\$0.00	\$0.00	\$0.00
002	2.5 AL MILLAR	\$1,000.00	\$0.00	\$1,000.00	\$0.00	\$1,000.00	\$0.00	\$1,000.00	\$0.00	\$0.00	\$0.00
35500	REPARACIÓN Y MANTENIMIENTO DE EQ	\$5,000.00	\$0.00	\$5,000.00	\$0.00	\$5,000.00	\$0.00	\$5,000.00	\$0.00	\$0.00	\$0.00
002	2.5 AL MILLAR	\$5,000.00	\$0.00	\$5,000.00	\$0.00	\$5,000.00	\$0.00	\$5,000.00	\$0.00	\$0.00	\$0.00
35800	SERVICIOS DE LIMPIEZA Y MANEJO DE I	\$2,840.00	\$0.00	\$2,840.00	\$1,317.76	\$1,522.24	\$1,317.76	\$1,522.24	\$1,317.76	\$1,317.76	\$0.00
001	OFS	\$2,840.00	\$0.00	\$2,840.00	\$1,317.76	\$1,522.24	\$1,317.76	\$1,522.24	\$1,317.76	\$1,317.76	\$0.00
35900	SERVICIOS DE JARDINERÍA Y FUMIGACI	\$2,840.00	\$0.00	\$2,840.00	\$2,141.36	\$698.64	\$2,141.36	\$698.64	\$2,141.36	\$2,141.36	\$0.00
001	OFS	\$2,840.00	\$0.00	\$2,840.00	\$2,141.36	\$698.64	\$2,141.36	\$698.64	\$2,141.36	\$2,141.36	\$0.00
37100	PASAJES AÉREOS	\$28,000.00	\$14,000.00	\$42,000.00	\$37,030.00	\$4,970.00	\$37,030.00	\$4,970.00	\$37,030.00	\$37,030.00	\$0.00
001	OFS	\$28,000.00	\$14,000.00	\$42,000.00	\$37,030.00	\$4,970.00	\$37,030.00	\$4,970.00	\$37,030.00	\$37,030.00	\$0.00

LIC. ERNESTO ALONSO ROSALES RAMOS  
DIRECTOR DE LA UNIDAD DE ADMINISTRACION

ÓRGANO DE FISCALIZACIÓN SUPERIOR DEL ESTADO DE NAYARIT  
ESTADO DE NAYARIT



Uso: Supervisor  
F:\Estado\Presupuesto\Egresos\UA\_DP\_PG\_PY\_CP\_F

Por Ramo o Dependencia /Unidad Responsable /Programa Presupuestario (Modalidad y Programa) /Actividad institucional/Objeto del gasto por Partida

Al 30/jun/2014

Fecha y hora de Impresión | 28/jul/2014 | 01:35 p.m.

Ramo o Dependencia / Unidad Responsable /Programa Presupuestario (Modalidad y Programa) /		Ampliaciones / Aprobado (Reducciones)	Presupuesto Vigente	Comprometido	Presupuesto Disponible para Comprometer	Devengado	Comprometido No Devengado	Presupuesto Sin Devengar	Ejercido	Pagado	Cuentas por Pagar Deuda
37200	PASAJES TERRESTRES	\$3,550.00	\$0.00	\$3,550.00	\$0.00	\$3,550.00	\$0.00	\$3,550.00	\$0.00	\$0.00	\$0.00
001	OFS	\$3,550.00	\$0.00	\$3,550.00	\$0.00	\$3,550.00	\$0.00	\$3,550.00	\$0.00	\$0.00	\$0.00
37300	PASAJES MARÍTIMOS, LACUSTRES Y FL	\$20,000.00	\$0.00	\$20,000.00	\$400.00	\$19,600.00	\$400.00	\$19,600.00	\$400.00	\$400.00	\$0.00
001	OFS	\$10,000.00	\$0.00	\$10,000.00	\$200.00	\$9,800.00	\$200.00	\$9,800.00	\$200.00	\$200.00	\$0.00
002	2.5 AL MILLAR	\$10,000.00	\$0.00	\$10,000.00	\$200.00	\$9,800.00	\$200.00	\$9,800.00	\$200.00	\$200.00	\$0.00
37500	VIÁTICOS EN EL PAÍS	\$390,000.00	\$228,000.00	\$618,000.00	\$377,938.23	\$240,061.77	\$377,938.23	\$240,061.77	\$377,938.23	\$377,938.23	\$0.00
001	OFS	\$130,000.00	\$76,000.00	\$206,000.00	\$125,979.41	\$80,020.59	\$125,979.41	\$80,020.59	\$125,979.41	\$125,979.41	\$0.00
002	2.5 AL MILLAR	\$130,000.00	\$76,000.00	\$206,000.00	\$125,979.41	\$80,020.59	\$125,979.41	\$80,020.59	\$125,979.41	\$125,979.41	\$0.00
003	PROFIS	\$130,000.00	\$76,000.00	\$206,000.00	\$125,979.41	\$80,020.59	\$125,979.41	\$80,020.59	\$125,979.41	\$125,979.41	\$0.00
37600	VIÁTICOS EN EL EXTRANJERO	\$500.00	\$0.00	\$500.00	\$0.00	\$500.00	\$0.00	\$500.00	\$0.00	\$0.00	\$0.00
001	OFS	\$500.00	\$0.00	\$500.00	\$0.00	\$500.00	\$0.00	\$500.00	\$0.00	\$0.00	\$0.00
37900	OTROS SERVICIOS DE TRASLADO Y HO	\$225,000.00	-\$48,000.00	\$177,000.00	\$55,746.00	\$121,254.00	\$55,746.00	\$121,254.00	\$55,746.00	\$55,746.00	\$0.00
001	OFS	\$75,000.00	-\$16,000.00	\$59,000.00	\$18,582.00	\$40,418.00	\$18,582.00	\$40,418.00	\$18,582.00	\$18,582.00	\$0.00
002	2.5 AL MILLAR	\$75,000.00	-\$16,000.00	\$59,000.00	\$18,582.00	\$40,418.00	\$18,582.00	\$40,418.00	\$18,582.00	\$18,582.00	\$0.00
003	PROFIS	\$75,000.00	-\$16,000.00	\$59,000.00	\$18,582.00	\$40,418.00	\$18,582.00	\$40,418.00	\$18,582.00	\$18,582.00	\$0.00
39200	IMPUESTOS Y DERECHOS	\$20,000.00	\$0.00	\$20,000.00	\$8,426.00	\$11,574.00	\$8,426.00	\$11,574.00	\$8,426.00	\$8,426.00	\$0.00
002	2.5 AL MILLAR	\$20,000.00	\$0.00	\$20,000.00	\$8,426.00	\$11,574.00	\$8,426.00	\$11,574.00	\$8,426.00	\$8,426.00	\$0.00
39800	IMPUESTO SOBRE NÓMINAS Y OTROS C	\$10,650.00	\$0.00	\$10,650.00	\$0.00	\$10,650.00	\$0.00	\$10,650.00	\$0.00	\$0.00	\$0.00
001	OFS	\$10,650.00	\$0.00	\$10,650.00	\$0.00	\$10,650.00	\$0.00	\$10,650.00	\$0.00	\$0.00	\$0.00
39900	OTROS SERVICIOS GENERALES	\$42,600.00	-\$20,000.00	\$22,600.00	\$0.00	\$22,600.00	\$0.00	\$22,600.00	\$0.00	\$0.00	\$0.00
001	OFS	\$42,600.00	-\$20,000.00	\$22,600.00	\$0.00	\$22,600.00	\$0.00	\$22,600.00	\$0.00	\$0.00	\$0.00
51100	Muebles de oficina y estantería	\$132,000.00	\$614,100.00	\$746,100.00	\$218,414.94	\$527,685.06	\$218,414.94	\$527,685.06	\$218,414.94	\$218,414.94	\$0.00
001	OFS	\$44,000.00	\$204,700.00	\$248,700.00	\$72,804.98	\$175,895.02	\$72,804.98	\$175,895.02	\$72,804.98	\$72,804.98	\$0.00
002	2.5 AL MILLAR	\$44,000.00	\$204,700.00	\$248,700.00	\$72,804.98	\$175,895.02	\$72,804.98	\$175,895.02	\$72,804.98	\$72,804.98	\$0.00
003	PROFIS	\$44,000.00	\$204,700.00	\$248,700.00	\$72,804.98	\$175,895.02	\$72,804.98	\$175,895.02	\$72,804.98	\$72,804.98	\$0.00
51500	Equipo de cómputo y de tecnologías de la	\$1,068,000.00	\$120,000.00	\$1,188,000.00	\$739,722.21	\$448,277.79	\$739,722.21	\$448,277.79	\$739,722.21	\$739,722.21	\$0.00
001	OFS	\$356,000.00	\$40,000.00	\$396,000.00	\$246,574.07	\$149,425.93	\$246,574.07	\$149,425.93	\$246,574.07	\$246,574.07	\$0.00

  
LIC. ERNESTO ALONSO ROSALES RAMOS  
DIRECTOR DE LA UNIDAD DE ADMINISTRACION

**ÓRGANO DE FISCALIZACIÓN SUPERIOR DEL ESTADO DE NAYARIT**  
**ESTADO DE NAYARIT**



Por Ramo o Dependencia /Unidad Responsable /Programa Presupuestario (Modalidad y Programa) /Actividad institucional/Objeto del gasto por Partida

UFE SUPP/ISSC  
 F Estado Presupuesto Egresos UA\_DP\_PG\_PY\_CP\_F

Al 30/jun/2014

Fecha y 28/jul/2014  
 hora de Impresión 01:35 p.m.

Ramo o Dependencia / Unidad Responsable /Programa Presupuestario (Modalidad y Programa) / Actividad institucional/Objeto del gasto por Partida Genérica/Fuente de Financiamiento	Aprobado	Ampliaciones / (Reducciones)	Presupuesto Vigente	Comprometido	Presupuesto Disponible para Comprometer	Devengado	Comprometido No Devengado	Presupuesto Sin Devengar	Ejercido	Pagado	Cuentas por Pagar Deuda
002 2.5 AL MILLAR	\$356,000.00	\$40,000.00	\$396,000.00	\$246,574.07	\$149,425.93	\$246,574.07	\$0.00	\$149,425.93	\$246,574.07	\$246,574.07	\$0.00
003 PROFIS	\$356,000.00	\$40,000.00	\$396,000.00	\$246,574.07	\$149,425.93	\$246,574.07	\$0.00	\$149,425.93	\$246,574.07	\$246,574.07	\$0.00
<b>51900 Otros mobiliarios y equipos de administra</b>	<b>\$20,000.00</b>	<b>\$5,300.00</b>	<b>\$25,300.00</b>	<b>\$25,199.84</b>	<b>\$100.16</b>	<b>\$25,199.84</b>	<b>\$0.00</b>	<b>\$100.16</b>	<b>\$25,199.84</b>	<b>\$25,199.84</b>	<b>\$0.00</b>
001 OFS	\$20,000.00	\$5,300.00	\$25,300.00	\$25,199.84	\$100.16	\$25,199.84	\$0.00	\$100.16	\$25,199.84	\$25,199.84	\$0.00
<b>54100 Vehiculos y equipo terrestre</b>	<b>\$560,000.00</b>	<b>\$20,000.00</b>	<b>\$580,000.00</b>	<b>\$576,000.00</b>	<b>\$4,000.00</b>	<b>\$576,000.00</b>	<b>\$0.00</b>	<b>\$4,000.00</b>	<b>\$576,000.00</b>	<b>\$576,000.00</b>	<b>\$0.00</b>
002 2.5 AL MILLAR	\$560,000.00	\$20,000.00	\$580,000.00	\$576,000.00	\$4,000.00	\$576,000.00	\$0.00	\$4,000.00	\$576,000.00	\$576,000.00	\$0.00
Calidad en el Proceso de Fiscalización	\$63,822,630.14	\$573,900.00	\$65,128,030.14	\$21,208,687.86	\$43,919,342.28	\$21,208,687.86	\$0.00	\$43,919,342.28	\$21,208,687.86	\$21,208,687.86	\$0.00
<b>Sin Ramo/Dependencia</b>	<b>\$76,231,853.74</b>	<b>\$1,053,000.00</b>	<b>\$77,537,253.74</b>	<b>\$26,222,768.79</b>	<b>\$51,314,484.95</b>	<b>\$26,222,768.79</b>	<b>\$0.00</b>	<b>\$51,314,484.95</b>	<b>\$26,222,768.79</b>	<b>\$26,222,768.79</b>	<b>\$0.00</b>
<b>Total Final</b>	<b>\$76,231,853.74</b>	<b>\$1,053,000.00</b>	<b>\$77,537,253.74</b>	<b>\$26,222,768.79</b>	<b>\$51,314,484.95</b>	<b>\$26,222,768.79</b>	<b>\$0.00</b>	<b>\$51,314,484.95</b>	<b>\$26,222,768.79</b>	<b>\$26,222,768.79</b>	<b>\$0.00</b>

\_\_\_\_\_  
 LIC. ERNESTO ALONSO ROSALES RAMOS  
 DIRECTOR DE LA UNIDAD DE ADMINISTRACION

ÓRGANO DE FISCALIZACIÓN SUPERIOR DEL ESTADO DE NAYARIT  
ESTADO DE NAYARIT



Por Ramo o Dependencia /Unidad responsable/ Programas y proyectos de inversión /Objeto del gasto por Capítulo/Clasificación Económica

Hsp. Supervisor  
rptEstadoPresupuestoEgresosUA\_DP\_PG\_PI\_CP\_CE

Al 30/jun/2014

Fecha y hora de Impresión | 28/jul/2014  
01:48 p.m.

Ramo o Dependencia/ Unidad responsable/ Programas y proyectos de inversión / Objeto del gasto por Capítulo/Clasificación Económica	Ampliaciones / Aprobado (Reducciones)	Presupuesto Vigente	Comprometido	Presupuesto Disponibile para Comprometer	Devengado	Comprometido No Devengado	Presupuesto Sin Devengar	Ejercido	Pagado	Cuentas por Pagar Deuda	
<b>0 Sin Ramo/Dependencia</b>											
<b>001 Rendición de Cuentas y Fiscalización</b>											
<b>RCF001 Rendición de Cuentas y Fiscalización</b>											
<b>10000 SERVICIOS PERSONALES</b>	\$3,937,674.44	\$0.00	\$3,937,674.44	\$1,674,148.48	\$2,263,525.96	\$1,674,148.48	\$0.00	\$2,263,525.96	\$1,674,148.48	\$1,674,148.48	\$0.00
0 S/N	\$12,500.00	\$0.00	\$12,500.00	\$0.00	\$12,500.00	\$0.00	\$0.00	\$12,500.00	\$0.00	\$0.00	\$0.00
1 Gasto Corriente	\$3,925,174.44	\$0.00	\$3,925,174.44	\$1,674,148.48	\$2,251,025.96	\$1,674,148.48	\$0.00	\$2,251,025.96	\$1,674,148.48	\$1,674,148.48	\$0.00
<b>20000 MATERIALES Y SUMINISTROS</b>	\$97,220.00	\$0.00	\$97,220.00	\$23,469.09	\$73,750.91	\$23,469.09	\$0.00	\$73,750.91	\$23,469.09	\$23,469.09	\$0.00
1 Gasto Corriente	\$97,220.00	\$0.00	\$97,220.00	\$23,469.09	\$73,750.91	\$23,469.09	\$0.00	\$73,750.91	\$23,469.09	\$23,469.09	\$0.00
<b>30000 SERVICIOS GENERALES</b>	\$417,640.00	\$0.00	\$417,640.00	\$240,511.09	\$177,128.91	\$240,511.09	\$0.00	\$177,128.91	\$240,511.09	\$240,511.09	\$0.00
1 Gasto Corriente	\$417,640.00	\$0.00	\$417,640.00	\$240,511.09	\$177,128.91	\$240,511.09	\$0.00	\$177,128.91	\$240,511.09	\$240,511.09	\$0.00
<b>50000 BIENES MUEBLES, INMUEBLES E INTANGI</b>	\$37,500.00	\$0.00	\$37,500.00	\$20,800.00	\$16,700.00	\$20,800.00	\$0.00	\$16,700.00	\$20,800.00	\$20,800.00	\$0.00
2 Gasto de Capital	\$37,500.00	\$0.00	\$37,500.00	\$20,800.00	\$16,700.00	\$20,800.00	\$0.00	\$16,700.00	\$20,800.00	\$20,800.00	\$0.00
<b>002 Profesionalización de la Fiscalización</b>											
<b>10000 SERVICIOS PERSONALES</b>	\$1,020,950.00	\$0.00	\$1,020,950.00	\$224,040.63	\$796,909.37	\$224,040.63	\$0.00	\$796,909.37	\$224,040.63	\$224,040.63	\$0.00
1 Gasto Corriente	\$1,020,950.00	\$0.00	\$1,020,950.00	\$224,040.63	\$796,909.37	\$224,040.63	\$0.00	\$796,909.37	\$224,040.63	\$224,040.63	\$0.00
<b>20000 MATERIALES Y SUMINISTROS</b>	\$19,830.00	\$0.00	\$19,830.00	\$744.99	\$19,085.01	\$744.99	\$0.00	\$19,085.01	\$744.99	\$744.99	\$0.00
1 Gasto Corriente	\$19,830.00	\$0.00	\$19,830.00	\$744.99	\$19,085.01	\$744.99	\$0.00	\$19,085.01	\$744.99	\$744.99	\$0.00
<b>30000 SERVICIOS GENERALES</b>	\$113,185.00	\$0.00	\$113,185.00	\$16,296.06	\$96,888.94	\$16,296.06	\$0.00	\$96,888.94	\$16,296.06	\$16,296.06	\$0.00
1 Gasto Corriente	\$93,185.00	\$0.00	\$93,185.00	\$16,296.06	\$76,888.94	\$16,296.06	\$0.00	\$76,888.94	\$16,296.06	\$16,296.06	\$0.00
2 Gasto de Capital	\$20,000.00	\$0.00	\$20,000.00	\$0.00	\$20,000.00	\$0.00	\$0.00	\$20,000.00	\$0.00	\$0.00	\$0.00
<b>50000 BIENES MUEBLES, INMUEBLES E INTANGI</b>	\$15,000.00	\$0.00	\$15,000.00	\$0.00	\$15,000.00	\$0.00	\$0.00	\$15,000.00	\$0.00	\$0.00	\$0.00
2 Gasto de Capital	\$15,000.00	\$0.00	\$15,000.00	\$0.00	\$15,000.00	\$0.00	\$0.00	\$15,000.00	\$0.00	\$0.00	\$0.00
<b>003 Desarrollo y Modernización Institucional</b>											

LIC. ERNESTO ALONSO ROSALES RAMOS  
DIRECTOR DE LA UNIDAD DE ADMINISTRACION



**ÓRGANO DE FISCALIZACIÓN SUPERIOR DEL ESTADO DE NAYARIT**  
**ESTADO DE NAYARIT**




Por Ramo o Dependencia /Unidad responsable/ Programas y proyectos de inversión /Objeto del gasto por Capítulo/Clasificación Económica

Rsp Supervisor  
 rptEstadoPresupuestoEgresosUA\_DP\_PG\_PL\_CP\_CE

Al 30/jun/2014

Fecha y hora de Impresión | 28/jul/2014  
 01:48 p.m.

Objeto del gasto por Capítulo/Clasificación Económica	Ramo o Dependencia/ Unidad responsable/ Programas y proyectos de inversión /	Ampliaciones / Aprobado (Reducciones)	Presupuesto Vigente	Comprometido	Presupuesto Disponible para Comprometer	Devengado	Comprometido No Devengado	Presupuesto Sin Devengar	Ejercido	Pagado	Cuentas por Pagar Deuda	
10000	SERVICIOS PERSONALES	\$4,841,154.16	\$0.00	\$4,841,154.16	\$2,068,577.51	\$2,772,576.65	\$2,068,577.51	\$0.00	\$2,772,576.65	\$2,068,577.51	\$2,068,577.51	\$0.00
0	S/N	\$18,500.00	\$0.00	\$18,500.00	\$0.00	\$18,500.00	\$0.00	\$0.00	\$18,500.00	\$0.00	\$0.00	\$0.00
1	Gasto Corriente	\$4,822,654.16	\$0.00	\$4,822,654.16	\$2,068,577.51	\$2,754,076.65	\$2,068,577.51	\$0.00	\$2,754,076.65	\$2,068,577.51	\$2,068,577.51	\$0.00
20000	MATERIALES Y SUMINISTROS	\$591,040.00	\$0.00	\$591,040.00	\$356,468.70	\$234,571.30	\$356,468.70	\$0.00	\$234,571.30	\$356,468.70	\$356,468.70	\$0.00
1	Gasto Corriente	\$591,040.00	\$0.00	\$591,040.00	\$356,468.70	\$234,571.30	\$356,468.70	\$0.00	\$234,571.30	\$356,468.70	\$356,468.70	\$0.00
30000	SERVICIOS GENERALES	\$695,530.00	\$0.00	\$695,530.00	\$368,029.38	\$327,500.62	\$368,029.38	\$0.00	\$327,500.62	\$368,029.38	\$368,029.38	\$0.00
1	Gasto Corriente	\$695,530.00	\$0.00	\$695,530.00	\$368,029.38	\$327,500.62	\$368,029.38	\$0.00	\$327,500.62	\$368,029.38	\$368,029.38	\$0.00
50000	BIENES MUEBLES, INMUEBLES E INTANGIBLES	\$642,500.00	\$0.00	\$642,500.00	\$20,995.00	\$621,505.00	\$20,995.00	\$0.00	\$621,505.00	\$20,995.00	\$20,995.00	\$0.00
2	Gasto de Capital	\$642,500.00	\$0.00	\$642,500.00	\$20,995.00	\$621,505.00	\$20,995.00	\$0.00	\$621,505.00	\$20,995.00	\$20,995.00	\$0.00
<b>004</b>	<b>Calidad en el Proceso de Fiscalización</b>											
10000	SERVICIOS PERSONALES	\$28,822,968.14	\$0.00	\$28,822,968.14	\$10,957,261.22	\$17,865,706.92	\$10,957,261.22	\$0.00	\$17,865,706.92	\$10,957,261.22	\$10,957,261.22	\$0.00
0	S/N	\$19,000.00	\$0.00	\$19,000.00	\$0.00	\$19,000.00	\$0.00	\$0.00	\$19,000.00	\$0.00	\$0.00	\$0.00
1	Gasto Corriente	\$28,803,968.14	\$0.00	\$28,803,968.14	\$10,957,261.22	\$17,846,706.92	\$10,957,261.22	\$0.00	\$17,846,706.92	\$10,957,261.22	\$10,957,261.22	\$0.00
20000	MATERIALES Y SUMINISTROS	\$691,910.00	\$190,000.00	\$881,910.00	\$395,681.83	\$486,228.17	\$395,681.83	\$0.00	\$486,228.17	\$395,681.83	\$395,681.83	\$0.00
1	Gasto Corriente	\$691,910.00	\$190,000.00	\$881,910.00	\$395,681.83	\$486,228.17	\$395,681.83	\$0.00	\$486,228.17	\$395,681.83	\$395,681.83	\$0.00
30000	SERVICIOS GENERALES	\$2,549,942.00	\$156,000.00	\$2,705,942.00	\$1,123,704.12	\$1,582,237.88	\$1,123,704.12	\$0.00	\$1,582,237.88	\$1,123,704.12	\$1,123,704.12	\$0.00
1	Gasto Corriente	\$2,419,942.00	\$80,000.00	\$2,499,942.00	\$997,724.71	\$1,502,217.29	\$997,724.71	\$0.00	\$1,502,217.29	\$997,724.71	\$997,724.71	\$0.00
2	Gasto de Capital	\$130,000.00	\$76,000.00	\$206,000.00	\$125,979.41	\$80,020.59	\$125,979.41	\$0.00	\$80,020.59	\$125,979.41	\$125,979.41	\$0.00
50000	BIENES MUEBLES, INMUEBLES E INTANGIBLES	\$980,000.00	\$270,000.00	\$1,250,000.00	\$920,578.89	\$329,421.11	\$920,578.89	\$0.00	\$329,421.11	\$920,578.89	\$920,578.89	\$0.00
2	Gasto de Capital	\$980,000.00	\$270,000.00	\$1,250,000.00	\$920,578.89	\$329,421.11	\$920,578.89	\$0.00	\$329,421.11	\$920,578.89	\$920,578.89	\$0.00
<b>Sin Ramo/Dependencia</b>		<b>\$45,474,043.74</b>	<b>\$940,400.00</b>	<b>\$46,090,043.74</b>	<b>\$18,411,306.99</b>	<b>\$27,678,736.75</b>	<b>\$18,411,306.99</b>	<b>\$0.00</b>	<b>\$27,678,736.75</b>	<b>\$18,411,306.99</b>	<b>\$18,411,306.99</b>	<b>\$0.00</b>

  
 LIC. ERNESTO ALONSO ROSALES RAMOS  
 DIRECTOR DE LA UNIDAD DE ADMINISTRACION



**ÓRGANO DE FISCALIZACIÓN SUPERIOR DEL ESTADO DE NAYARIT**  
**ESTADO DE NAYARIT**

Por Ramo o Dependencia /Unidad responsable/ Programas y proyectos de inversión/Objeto del gasto por Partida Genérica/Fuente de Financiamiento

Hsc. Supervisor


rptEstadoPresupuestoEgresosUA\_DP\_PG\_PI\_CP\_FF

Al 30/jun/2014

Fecha y 28/jul/2014

hora de Impresión 01:48 p.m.

Ramo o Dependencia / Unidad responsable/ Programas y proyectos de inversión/ Objeto del gasto por Partida Genérica/Fuente de Financiamiento	Ampliaciones / Aprobado (Reducciones)	Presupuesto Vigente	Presupuesto Comprometido	Presupuesto Disponible para Comprometer	Devengado	Comprometido No Devengado	Presupuesto Sin Devengar	Ejercido	Pagado	Cuentas por Pagar Deuda	
<b>0 Sin Ramo/Dependencia</b>											
<b>00 Rendición de Cuentas y Fiscalización</b>											
<b>1</b>											
11300 SUELDOS BASE AL PERSONAL PERMAN	\$1,200,974.44	\$0.00	\$1,200,974.44	\$541,901.44	\$659,073.00	\$541,901.44	\$0.00	\$659,073.00	\$541,901.44	\$541,901.44	\$0.00
001 OFS	\$1,200,974.44	\$0.00	\$1,200,974.44	\$541,901.44	\$659,073.00	\$541,901.44	\$0.00	\$659,073.00	\$541,901.44	\$541,901.44	\$0.00
12300 RETRIBUCIONES POR SERVICIOS DE CA	\$120.00	\$0.00	\$120.00	\$0.00	\$120.00	\$0.00	\$0.00	\$120.00	\$0.00	\$0.00	\$0.00
001 OFS	\$120.00	\$0.00	\$120.00	\$0.00	\$120.00	\$0.00	\$0.00	\$120.00	\$0.00	\$0.00	\$0.00
13100 PRIMAS POR AÑOS DE SERVICIOS EFEC	\$120.00	\$0.00	\$120.00	\$0.00	\$120.00	\$0.00	\$0.00	\$120.00	\$0.00	\$0.00	\$0.00
001 OFS	\$120.00	\$0.00	\$120.00	\$0.00	\$120.00	\$0.00	\$0.00	\$120.00	\$0.00	\$0.00	\$0.00
13200 PRIMAS DE VACACIONES, DOMINICAL Y	\$642,000.00	\$0.00	\$642,000.00	\$14,183.90	\$627,816.10	\$14,183.90	\$0.00	\$627,816.10	\$14,183.90	\$14,183.90	\$0.00
001 OFS	\$642,000.00	\$0.00	\$642,000.00	\$14,183.90	\$627,816.10	\$14,183.90	\$0.00	\$627,816.10	\$14,183.90	\$14,183.90	\$0.00
13400 COMPENSACIONES	\$1,690,400.00	-\$70,000.00	\$1,620,400.00	\$839,127.52	\$781,272.48	\$839,127.52	\$0.00	\$781,272.48	\$839,127.52	\$839,127.52	\$0.00
001 OFS	\$1,690,400.00	-\$70,000.00	\$1,620,400.00	\$839,127.52	\$781,272.48	\$839,127.52	\$0.00	\$781,272.48	\$839,127.52	\$839,127.52	\$0.00
14100 APORTACIONES DE SEGURIDAD SOCIAL	\$203,400.00	\$0.00	\$203,400.00	\$128,737.94	\$74,662.06	\$128,737.94	\$0.00	\$74,662.06	\$128,737.94	\$128,737.94	\$0.00
001 OFS	\$203,400.00	\$0.00	\$203,400.00	\$128,737.94	\$74,662.06	\$128,737.94	\$0.00	\$74,662.06	\$128,737.94	\$128,737.94	\$0.00
14200 APORTACIONES A FONDOS DE VIVIEND/	\$26,750.00	\$0.00	\$26,750.00	\$4,047.56	\$22,702.44	\$4,047.56	\$0.00	\$22,702.44	\$4,047.56	\$4,047.56	\$0.00
001 OFS	\$26,750.00	\$0.00	\$26,750.00	\$4,047.56	\$22,702.44	\$4,047.56	\$0.00	\$22,702.44	\$4,047.56	\$4,047.56	\$0.00
14400 APORTACIONES PARA SEGUROS	\$3,000.00	\$0.00	\$3,000.00	\$0.00	\$3,000.00	\$0.00	\$0.00	\$3,000.00	\$0.00	\$0.00	\$0.00
001 OFS	\$3,000.00	\$0.00	\$3,000.00	\$0.00	\$3,000.00	\$0.00	\$0.00	\$3,000.00	\$0.00	\$0.00	\$0.00
15100 CUOTAS PARA EL FONDO DE AHORRO	\$21,250.00	\$0.00	\$21,250.00	\$12,548.64	\$8,701.36	\$12,548.64	\$0.00	\$8,701.36	\$12,548.64	\$12,548.64	\$0.00
001 OFS	\$21,250.00	\$0.00	\$21,250.00	\$12,548.64	\$8,701.36	\$12,548.64	\$0.00	\$8,701.36	\$12,548.64	\$12,548.64	\$0.00
15200 INDEMNIZACIONES	\$12,000.00	\$0.00	\$12,000.00	\$12,000.00	\$0.00	\$12,000.00	\$0.00	\$0.00	\$12,000.00	\$12,000.00	\$0.00
001 OFS	\$12,000.00	\$0.00	\$12,000.00	\$12,000.00	\$0.00	\$12,000.00	\$0.00	\$0.00	\$12,000.00	\$12,000.00	\$0.00
15400 PRESTACIONES CONTRACTUALES	\$120,000.00	\$70,000.00	\$190,000.00	\$121,601.48	\$68,398.52	\$121,601.48	\$0.00	\$68,398.52	\$121,601.48	\$121,601.48	\$0.00
001 OFS	\$120,000.00	\$70,000.00	\$190,000.00	\$121,601.48	\$68,398.52	\$121,601.48	\$0.00	\$68,398.52	\$121,601.48	\$121,601.48	\$0.00

  
 LIC. ERNESTO ALONSO ROSALES RAMOS  
 DIRECTOR DE LA UNIDAD DE ADMINISTRACION



**ÓRGANO DE FISCALIZACIÓN SUPERIOR DEL ESTADO DE NAYARIT**  
**ESTADO DE NAYARIT**

Por Ramo o Dependencia /Unidad responsable/ Programas y proyectos de inversión/Objeto del gasto por Partida Genérica/Fuente de Financiamiento

Hsc. Supervisor  
RptEstadoPresupuestoEgresosUA\_DP\_PG\_PI\_CP\_FF

Al 30/jun/2014

Fecha y hora de Impresión | 28/jul/2014  
01:48 p.m.

Ramo o Dependencia / Unidad responsable/ Programas y proyectos de inversión/ Objeto del gasto por Partida Genérica/Fuente de Financiamiento	Ampliaciones / Aprobado (Reducciones)	Presupuesto Vigente	Presupuesto Comprometido	Presupuesto Disponble para Comprometer	Devengado	Comprometido No Devengado	Presupuesto Sin Devengar	Ejercido	Pagado	Cuentas por Pagar Deuda
15500 APOYOS A LA CAPACITACIÓN DE LOS S	\$120.00	\$0.00	\$120.00	\$0.00	\$120.00	\$0.00	\$120.00	\$0.00	\$0.00	\$0.00
001 OFS	\$120.00	\$0.00	\$120.00	\$0.00	\$120.00	\$0.00	\$120.00	\$0.00	\$0.00	\$0.00
15900 OTRAS PRESTACIONES SOCIALES Y EC	\$120.00	\$0.00	\$120.00	\$0.00	\$120.00	\$0.00	\$120.00	\$0.00	\$0.00	\$0.00
001 OFS	\$120.00	\$0.00	\$120.00	\$0.00	\$120.00	\$0.00	\$120.00	\$0.00	\$0.00	\$0.00
16100 PREVISIONES DE CARÁCTER LABORAL	\$12,500.00	\$0.00	\$12,500.00	\$0.00	\$12,500.00	\$0.00	\$12,500.00	\$0.00	\$0.00	\$0.00
001 OFS	\$12,500.00	\$0.00	\$12,500.00	\$0.00	\$12,500.00	\$0.00	\$12,500.00	\$0.00	\$0.00	\$0.00
17100 ESTÍMULOS	\$4,920.00	\$0.00	\$4,920.00	\$0.00	\$4,920.00	\$0.00	\$4,920.00	\$0.00	\$0.00	\$0.00
001 OFS	\$4,920.00	\$0.00	\$4,920.00	\$0.00	\$4,920.00	\$0.00	\$4,920.00	\$0.00	\$0.00	\$0.00
21100 MATERIALES, ÚTILES Y EQUIPOS MENO	\$24,860.00	\$0.00	\$24,860.00	\$1,957.72	\$22,902.28	\$1,957.72	\$22,902.28	\$1,957.72	\$1,957.72	\$0.00
001 OFS	\$24,860.00	\$0.00	\$24,860.00	\$1,957.72	\$22,902.28	\$1,957.72	\$22,902.28	\$1,957.72	\$1,957.72	\$0.00
21300 MATERIAL ESTADÍSTICO Y GEOGRÁFIC	\$120.00	\$0.00	\$120.00	\$0.00	\$120.00	\$0.00	\$120.00	\$0.00	\$0.00	\$0.00
001 OFS	\$120.00	\$0.00	\$120.00	\$0.00	\$120.00	\$0.00	\$120.00	\$0.00	\$0.00	\$0.00
21400 MATERIALES, ÚTILES Y EQUIPOS MENC	\$15,600.00	\$0.00	\$15,600.00	\$6,300.01	\$9,299.99	\$6,300.01	\$9,299.99	\$6,300.01	\$6,300.01	\$0.00
001 OFS	\$15,600.00	\$0.00	\$15,600.00	\$6,300.01	\$9,299.99	\$6,300.01	\$9,299.99	\$6,300.01	\$6,300.01	\$0.00
21500 MATERIAL IMPRESO E INFORMACIÓN DI	\$10,000.00	\$0.00	\$10,000.00	\$8,486.00	\$1,514.00	\$8,486.00	\$1,514.00	\$8,486.00	\$8,486.00	\$0.00
001 OFS	\$10,000.00	\$0.00	\$10,000.00	\$8,486.00	\$1,514.00	\$8,486.00	\$1,514.00	\$8,486.00	\$8,486.00	\$0.00
21600 MATERIAL DE LIMPIEZA	\$6,600.00	\$0.00	\$6,600.00	\$0.00	\$6,600.00	\$0.00	\$6,600.00	\$0.00	\$0.00	\$0.00
001 OFS	\$6,600.00	\$0.00	\$6,600.00	\$0.00	\$6,600.00	\$0.00	\$6,600.00	\$0.00	\$0.00	\$0.00
22100 PRODUCTOS ALIMENTICIOS PARA PERS	\$35,000.00	\$0.00	\$35,000.00	\$6,725.36	\$28,274.64	\$6,725.36	\$28,274.64	\$6,725.36	\$6,725.36	\$0.00
001 OFS	\$35,000.00	\$0.00	\$35,000.00	\$6,725.36	\$28,274.64	\$6,725.36	\$28,274.64	\$6,725.36	\$6,725.36	\$0.00
22300 UTENSILIOS PARA EL SERVICIO DE ALIN	\$1,800.00	\$0.00	\$1,800.00	\$0.00	\$1,800.00	\$0.00	\$1,800.00	\$0.00	\$0.00	\$0.00
001 OFS	\$1,800.00	\$0.00	\$1,800.00	\$0.00	\$1,800.00	\$0.00	\$1,800.00	\$0.00	\$0.00	\$0.00
24600 MATERIAL ELÉCTRICO Y ELECTRÓNICO	\$1,200.00	\$0.00	\$1,200.00	\$0.00	\$1,200.00	\$0.00	\$1,200.00	\$0.00	\$0.00	\$0.00
001 OFS	\$1,200.00	\$0.00	\$1,200.00	\$0.00	\$1,200.00	\$0.00	\$1,200.00	\$0.00	\$0.00	\$0.00
27100 VESTUARIO Y UNIFORMES	\$120.00	\$0.00	\$120.00	\$0.00	\$120.00	\$0.00	\$120.00	\$0.00	\$0.00	\$0.00
001 OFS	\$120.00	\$0.00	\$120.00	\$0.00	\$120.00	\$0.00	\$120.00	\$0.00	\$0.00	\$0.00
29100 HERRAMIENTAS MENORES	\$120.00	\$0.00	\$120.00	\$0.00	\$120.00	\$0.00	\$120.00	\$0.00	\$0.00	\$0.00

LIC. ERNESTO ALONSO ROSALES RAMOS  
DIRECTOR DE LA UNIDAD DE ADMINISTRACION



**ÓRGANO DE FISCALIZACIÓN SUPERIOR DEL ESTADO DE NAYARIT**  
**ESTADO DE NAYARIT**

Por Ramo o Dependencia /Unidad responsable/ Programas y proyectos de inversión/Objeto del gasto por Partida Genérica/Fuente de Financiamiento

Supervisor  
 rptEstadoPresupuestoEgresosUA\_DP\_PG\_PI\_CP\_FF

Al 30/jun/2014

Fecha y 28/jul/2014  
 hora de Impresión 01:48 p.m.

Ramo o Dependencia / Unidad responsable/ Programas y proyectos de inversión/ Objeto del gasto por Partida Genérica/Fuente de Financiamiento	Aprobado	Ampliaciones / (Reducciones)	Presupuesto Vigente	Comprometido	Presupuesto Disponible para Comprometer	Devengado	Comprometido No Devengado	Presupuesto Sin Devengar	Ejercido	Pagado	Cuentas por Pagar Deuda
001 OFS	\$120.00	\$0.00	\$120.00	\$0.00	\$120.00	\$0.00	\$0.00	\$120.00	\$0.00	\$0.00	\$0.00
<b>29400 REFACCIONES Y ACCESORIOS MENORE</b>	<b>\$1,560.00</b>	<b>\$0.00</b>	<b>\$1,560.00</b>	<b>\$0.00</b>	<b>\$1,560.00</b>	<b>\$0.00</b>	<b>\$0.00</b>	<b>\$1,560.00</b>	<b>\$0.00</b>	<b>\$0.00</b>	<b>\$0.00</b>
001 OFS	\$1,560.00	\$0.00	\$1,560.00	\$0.00	\$1,560.00	\$0.00	\$0.00	\$1,560.00	\$0.00	\$0.00	\$0.00
<b>29900 REFACCIONES Y ACCESORIOS MENORE</b>	<b>\$240.00</b>	<b>\$0.00</b>	<b>\$240.00</b>	<b>\$0.00</b>	<b>\$240.00</b>	<b>\$0.00</b>	<b>\$0.00</b>	<b>\$240.00</b>	<b>\$0.00</b>	<b>\$0.00</b>	<b>\$0.00</b>
001 OFS	\$240.00	\$0.00	\$240.00	\$0.00	\$240.00	\$0.00	\$0.00	\$240.00	\$0.00	\$0.00	\$0.00
<b>31100 ENERGÍA ELÉCTRICA</b>	<b>\$30,000.00</b>	<b>\$0.00</b>	<b>\$30,000.00</b>	<b>\$7,986.96</b>	<b>\$22,013.04</b>	<b>\$7,986.96</b>	<b>\$0.00</b>	<b>\$22,013.04</b>	<b>\$7,986.96</b>	<b>\$7,986.96</b>	<b>\$0.00</b>
001 OFS	\$30,000.00	\$0.00	\$30,000.00	\$7,986.96	\$22,013.04	\$7,986.96	\$0.00	\$22,013.04	\$7,986.96	\$7,986.96	\$0.00
<b>31400 TELEFONÍA TRADICIONAL</b>	<b>\$13,200.00</b>	<b>\$0.00</b>	<b>\$13,200.00</b>	<b>\$3,834.50</b>	<b>\$9,365.50</b>	<b>\$3,834.50</b>	<b>\$0.00</b>	<b>\$9,365.50</b>	<b>\$3,834.50</b>	<b>\$3,834.50</b>	<b>\$0.00</b>
001 OFS	\$13,200.00	\$0.00	\$13,200.00	\$3,834.50	\$9,365.50	\$3,834.50	\$0.00	\$9,365.50	\$3,834.50	\$3,834.50	\$0.00
<b>31700 SERVICIOS DE ACCESO DE INTERNET, F</b>	<b>\$7,200.00</b>	<b>-\$3,000.00</b>	<b>\$4,200.00</b>	<b>\$227.64</b>	<b>\$3,972.36</b>	<b>\$227.64</b>	<b>\$0.00</b>	<b>\$3,972.36</b>	<b>\$227.64</b>	<b>\$227.64</b>	<b>\$0.00</b>
001 OFS	\$7,200.00	-\$3,000.00	\$4,200.00	\$227.64	\$3,972.36	\$227.64	\$0.00	\$3,972.36	\$227.64	\$227.64	\$0.00
<b>31800 SERVICIOS POSTALES Y TELEGRÁFICOS</b>	<b>\$8,400.00</b>	<b>\$0.00</b>	<b>\$8,400.00</b>	<b>\$4,496.61</b>	<b>\$3,903.39</b>	<b>\$4,496.61</b>	<b>\$0.00</b>	<b>\$3,903.39</b>	<b>\$4,496.61</b>	<b>\$4,496.61</b>	<b>\$0.00</b>
001 OFS	\$8,400.00	\$0.00	\$8,400.00	\$4,496.61	\$3,903.39	\$4,496.61	\$0.00	\$3,903.39	\$4,496.61	\$4,496.61	\$0.00
<b>32200 ARRENDAMIENTO DE EDIFICIOS</b>	<b>\$83,520.00</b>	<b>-\$13,000.00</b>	<b>\$70,520.00</b>	<b>\$33,964.80</b>	<b>\$36,555.20</b>	<b>\$33,964.80</b>	<b>\$0.00</b>	<b>\$36,555.20</b>	<b>\$33,964.80</b>	<b>\$33,964.80</b>	<b>\$0.00</b>
001 OFS	\$83,520.00	-\$13,000.00	\$70,520.00	\$33,964.80	\$36,555.20	\$33,964.80	\$0.00	\$36,555.20	\$33,964.80	\$33,964.80	\$0.00
<b>32700 ARRENDAMIENTO DE ACTIVOS INTANGII</b>	<b>\$7,200.00</b>	<b>\$0.00</b>	<b>\$7,200.00</b>	<b>\$7,200.00</b>	<b>\$0.00</b>	<b>\$7,200.00</b>	<b>\$0.00</b>	<b>\$0.00</b>	<b>\$7,200.00</b>	<b>\$7,200.00</b>	<b>\$0.00</b>
001 OFS	\$7,200.00	\$0.00	\$7,200.00	\$7,200.00	\$0.00	\$7,200.00	\$0.00	\$0.00	\$7,200.00	\$7,200.00	\$0.00
<b>32900 OTROS ARRENDAMIENTOS</b>	<b>\$720.00</b>	<b>\$0.00</b>	<b>\$720.00</b>	<b>\$0.00</b>	<b>\$720.00</b>	<b>\$0.00</b>	<b>\$0.00</b>	<b>\$720.00</b>	<b>\$0.00</b>	<b>\$0.00</b>	<b>\$0.00</b>
001 OFS	\$720.00	\$0.00	\$720.00	\$0.00	\$720.00	\$0.00	\$0.00	\$720.00	\$0.00	\$0.00	\$0.00
<b>33400 SERVICIOS DE CAPACITACIÓN</b>	<b>\$600.00</b>	<b>\$46,000.00</b>	<b>\$46,600.00</b>	<b>\$0.00</b>	<b>\$46,600.00</b>	<b>\$0.00</b>	<b>\$0.00</b>	<b>\$46,600.00</b>	<b>\$0.00</b>	<b>\$0.00</b>	<b>\$0.00</b>
001 OFS	\$600.00	\$46,000.00	\$46,600.00	\$0.00	\$46,600.00	\$0.00	\$0.00	\$46,600.00	\$0.00	\$0.00	\$0.00
<b>33600 SERVICIOS DE APOYO ADMINISTRATIVC</b>	<b>\$18,220.00</b>	<b>\$10,000.00</b>	<b>\$28,220.00</b>	<b>\$13,364.67</b>	<b>\$14,855.33</b>	<b>\$13,364.67</b>	<b>\$0.00</b>	<b>\$14,855.33</b>	<b>\$13,364.67</b>	<b>\$13,364.67</b>	<b>\$0.00</b>
001 OFS	\$18,220.00	\$10,000.00	\$28,220.00	\$13,364.67	\$14,855.33	\$13,364.67	\$0.00	\$14,855.33	\$13,364.67	\$13,364.67	\$0.00
<b>33800 SERVICIOS DE VIGILANCIA</b>	<b>\$21,120.00</b>	<b>\$0.00</b>	<b>\$21,120.00</b>	<b>\$8,800.21</b>	<b>\$12,319.79</b>	<b>\$8,800.21</b>	<b>\$0.00</b>	<b>\$12,319.79</b>	<b>\$8,800.21</b>	<b>\$8,800.21</b>	<b>\$0.00</b>
001 OFS	\$21,120.00	\$0.00	\$21,120.00	\$8,800.21	\$12,319.79	\$8,800.21	\$0.00	\$12,319.79	\$8,800.21	\$8,800.21	\$0.00
<b>35100 CONSERVACIÓN Y MANTENIMIENTO MEI</b>	<b>\$37,200.00</b>	<b>\$0.00</b>	<b>\$37,200.00</b>	<b>\$35,236.81</b>	<b>\$1,963.19</b>	<b>\$35,236.81</b>	<b>\$0.00</b>	<b>\$1,963.19</b>	<b>\$35,236.81</b>	<b>\$35,236.81</b>	<b>\$0.00</b>
001 OFS	\$37,200.00	\$0.00	\$37,200.00	\$35,236.81	\$1,963.19	\$35,236.81	\$0.00	\$1,963.19	\$35,236.81	\$35,236.81	\$0.00

LIC. ERNESTO ALONSO ROSALES RAMOS  
 DIRECTOR DE LA UNIDAD DE ADMINISTRACION



**ÓRGANO DE FISCALIZACIÓN SUPERIOR DEL ESTADO DE NAYARIT**  
**ESTADO DE NAYARIT**

Por Ramo o Dependencia /Unidad responsable/ Programas y proyectos de inversión/Objeto del gasto por Partida Genérica/Fuente de Financiamiento

Rep. Supervisor  
rptEstadoPresupuestoEgresosUA\_DP\_PG\_PI\_CP\_FF

Al 30/jun/2014

Fecha y hora de Impresión | 28/jul/2014  
01:48 p.m.

Ramo o Dependencia / Unidad responsable/ Programas y proyectos de inversión/ Objeto del gasto por Partida Genérica/Fuente de Financiamiento	Ampliaciones / Aprobado (Reducciones)	Presupuesto Vigente	Comprometido	Presupuesto Disponibile para Comprometer	Devengado	Comprometido No Devengado	Presupuesto Sin Devengar	Ejercido	Pagado	Cuentas por Pagar Deuda
35200 INSTALACIÓN, REPARACIÓN Y MANTEN	\$1,200.00	\$0.00	\$1,200.00	\$1,000.00	\$200.00	\$1,000.00	\$200.00	\$1,000.00	\$1,000.00	\$0.00
001 OFS	\$1,200.00	\$0.00	\$1,200.00	\$1,000.00	\$200.00	\$1,000.00	\$200.00	\$1,000.00	\$1,000.00	\$0.00
35800 SERVICIOS DE LIMPIEZA Y MANEJO DE I	\$480.00	\$0.00	\$480.00	\$222.72	\$257.28	\$222.72	\$257.28	\$222.72	\$222.72	\$0.00
001 OFS	\$480.00	\$0.00	\$480.00	\$222.72	\$257.28	\$222.72	\$257.28	\$222.72	\$222.72	\$0.00
35900 SERVICIOS DE JARDINERÍA Y FUMIGACI	\$480.00	\$0.00	\$480.00	\$361.92	\$118.08	\$361.92	\$118.08	\$361.92	\$361.92	\$0.00
001 OFS	\$480.00	\$0.00	\$480.00	\$361.92	\$118.08	\$361.92	\$118.08	\$361.92	\$361.92	\$0.00
36100 DIFUSIÓN POR RADIO, TELEVISIÓN Y O	\$30,000.00	-\$5,000.00	\$25,000.00	\$13,640.00	\$11,360.00	\$13,640.00	\$11,360.00	\$13,640.00	\$13,640.00	\$0.00
001 OFS	\$30,000.00	-\$5,000.00	\$25,000.00	\$13,640.00	\$11,360.00	\$13,640.00	\$11,360.00	\$13,640.00	\$13,640.00	\$0.00
36400 SERVICIOS DE REVELADO DE FOTOGRA	\$5,000.00	\$2,500.00	\$7,500.00	\$7,308.00	\$192.00	\$7,308.00	\$192.00	\$7,308.00	\$7,308.00	\$0.00
001 OFS	\$5,000.00	\$2,500.00	\$7,500.00	\$7,308.00	\$192.00	\$7,308.00	\$192.00	\$7,308.00	\$7,308.00	\$0.00
37100 PASAJES AÉREOS	\$36,000.00	\$0.00	\$36,000.00	\$33,014.44	\$2,985.56	\$33,014.44	\$2,985.56	\$33,014.44	\$33,014.44	\$0.00
001 OFS	\$36,000.00	\$0.00	\$36,000.00	\$33,014.44	\$2,985.56	\$33,014.44	\$2,985.56	\$33,014.44	\$33,014.44	\$0.00
37200 PASAJES TERRESTRES	\$600.00	\$0.00	\$600.00	\$0.00	\$600.00	\$0.00	\$600.00	\$0.00	\$0.00	\$0.00
001 OFS	\$600.00	\$0.00	\$600.00	\$0.00	\$600.00	\$0.00	\$600.00	\$0.00	\$0.00	\$0.00
37500 VIÁTICOS EN EL PAÍS	\$70,000.00	\$0.00	\$70,000.00	\$69,851.81	\$148.19	\$69,851.81	\$148.19	\$69,851.81	\$69,851.81	\$0.00
001 OFS	\$70,000.00	\$0.00	\$70,000.00	\$69,851.81	\$148.19	\$69,851.81	\$148.19	\$69,851.81	\$69,851.81	\$0.00
37600 VIÁTICOS EN EL EXTRANJERO	\$500.00	\$0.00	\$500.00	\$0.00	\$500.00	\$0.00	\$500.00	\$0.00	\$0.00	\$0.00
001 OFS	\$500.00	\$0.00	\$500.00	\$0.00	\$500.00	\$0.00	\$500.00	\$0.00	\$0.00	\$0.00
37900 OTROS SERVICIOS DE TRASLADO Y HO:	\$35,000.00	-\$32,500.00	\$2,500.00	\$0.00	\$2,500.00	\$0.00	\$2,500.00	\$0.00	\$0.00	\$0.00
001 OFS	\$35,000.00	-\$32,500.00	\$2,500.00	\$0.00	\$2,500.00	\$0.00	\$2,500.00	\$0.00	\$0.00	\$0.00
38100 GASTOS DE CEREMONIAL	\$1,000.00	\$0.00	\$1,000.00	\$0.00	\$1,000.00	\$0.00	\$1,000.00	\$0.00	\$0.00	\$0.00
001 OFS	\$1,000.00	\$0.00	\$1,000.00	\$0.00	\$1,000.00	\$0.00	\$1,000.00	\$0.00	\$0.00	\$0.00
38300 CONGRESOS Y CONVENCIONES	\$1,000.00	\$0.00	\$1,000.00	\$0.00	\$1,000.00	\$0.00	\$1,000.00	\$0.00	\$0.00	\$0.00
001 OFS	\$1,000.00	\$0.00	\$1,000.00	\$0.00	\$1,000.00	\$0.00	\$1,000.00	\$0.00	\$0.00	\$0.00
39800 IMPUESTO SOBRE NÓMINAS Y OTROS C	\$1,800.00	\$0.00	\$1,800.00	\$0.00	\$1,800.00	\$0.00	\$1,800.00	\$0.00	\$0.00	\$0.00
001 OFS	\$1,800.00	\$0.00	\$1,800.00	\$0.00	\$1,800.00	\$0.00	\$1,800.00	\$0.00	\$0.00	\$0.00
39900 OTROS SERVICIOS GENERALES	\$7,200.00	-\$5,000.00	\$2,200.00	\$0.00	\$2,200.00	\$0.00	\$2,200.00	\$0.00	\$0.00	\$0.00

LIC. ERNESTO ALONSO ROSALES RAMOS  
DIRECTOR DE LA UNIDAD DE ADMINISTRACION

**ÓRGANO DE FISCALIZACIÓN SUPERIOR DEL ESTADO DE NAYARIT**  
**ESTADO DE NAYARIT**



Hsp. Supervisor  
 rptEstadoPresupuestoEgresosUA\_DP\_PG\_PL\_CP\_FF


Por Ramo o Dependencia /Unidad responsable/ Programas y proyectos de inversión/Objeto del gasto por Partida Genérica/Fuente de Financiamiento

Al 30/jun/2014

Fecha y 28/jul/2014

hora de Impresión 01:48 p.m.

Ramo o Dependencia / Unidad responsable/ Programas y proyectos de inversión/ Objeto del gasto por Partida Genérica/Fuente de Financiamiento	Aprobado	Ampliaciones / Reducciones	Presupuesto Vigente	Comprometido	Presupuesto Disponible para Comprometer	Devengado	Comprometido No Devengado	Presupuesto Sin Devengar	Ejercido	Pagado	Cuentas por Pagar Deuda
	\$7,200.00	-\$5,000.00	\$2,200.00	\$0.00	\$2,200.00	\$0.00	\$0.00	\$2,200.00	\$0.00	\$0.00	\$0.00
001 OFS											
51100 Muebles de oficina y estantería	\$15,000.00	\$0.00	\$15,000.00	\$15,000.00	\$0.00	\$15,000.00	\$0.00	\$0.00	\$15,000.00	\$15,000.00	\$0.00
001 OFS	\$15,000.00	\$0.00	\$15,000.00	\$15,000.00	\$0.00	\$15,000.00	\$0.00	\$0.00	\$15,000.00	\$15,000.00	\$0.00
51500 Equipo de cómputo y de tecnologías de la información	\$10,000.00	\$0.00	\$10,000.00	\$0.00	\$10,000.00	\$0.00	\$0.00	\$10,000.00	\$0.00	\$0.00	\$0.00
001 OFS	\$10,000.00	\$0.00	\$10,000.00	\$0.00	\$10,000.00	\$0.00	\$0.00	\$10,000.00	\$0.00	\$0.00	\$0.00
51900 Otros mobiliarios y equipos de administración	\$12,500.00	\$0.00	\$12,500.00	\$5,800.00	\$6,700.00	\$5,800.00	\$0.00	\$6,700.00	\$5,800.00	\$5,800.00	\$0.00
001 OFS	\$12,500.00	\$0.00	\$12,500.00	\$5,800.00	\$6,700.00	\$5,800.00	\$0.00	\$6,700.00	\$5,800.00	\$5,800.00	\$0.00
00 Profesionalización de la Fiscalización											
2											
11300 SUELDOS BASE AL PERSONAL PERMANENTE	\$248,400.00	\$0.00	\$248,400.00	\$78,500.00	\$169,900.00	\$78,500.00	\$0.00	\$169,900.00	\$78,500.00	\$78,500.00	\$0.00
001 OFS	\$248,400.00	\$0.00	\$248,400.00	\$78,500.00	\$169,900.00	\$78,500.00	\$0.00	\$169,900.00	\$78,500.00	\$78,500.00	\$0.00
12200 SUELDOS BASE AL PERSONAL EVENTUAL	\$108,500.00	\$0.00	\$108,500.00	\$5,000.00	\$103,500.00	\$5,000.00	\$0.00	\$103,500.00	\$5,000.00	\$5,000.00	\$0.00
001 OFS	\$108,500.00	\$0.00	\$108,500.00	\$5,000.00	\$103,500.00	\$5,000.00	\$0.00	\$103,500.00	\$5,000.00	\$5,000.00	\$0.00
12300 RETRIBUCIONES POR SERVICIOS DE CALIDAD	\$30.00	\$0.00	\$30.00	\$0.00	\$30.00	\$0.00	\$0.00	\$30.00	\$0.00	\$0.00	\$0.00
001 OFS	\$30.00	\$0.00	\$30.00	\$0.00	\$30.00	\$0.00	\$0.00	\$30.00	\$0.00	\$0.00	\$0.00
13100 PRIMAS POR AÑOS DE SERVICIOS EFECTUADOS	\$30.00	\$0.00	\$30.00	\$0.00	\$30.00	\$0.00	\$0.00	\$30.00	\$0.00	\$0.00	\$0.00
001 OFS	\$30.00	\$0.00	\$30.00	\$0.00	\$30.00	\$0.00	\$0.00	\$30.00	\$0.00	\$0.00	\$0.00
13200 PRIMAS DE VACACIONES, DOMINICAL Y FERIALES	\$160,500.00	\$0.00	\$160,500.00	\$2,333.33	\$158,166.67	\$2,333.33	\$0.00	\$158,166.67	\$2,333.33	\$2,333.33	\$0.00
001 OFS	\$160,500.00	\$0.00	\$160,500.00	\$2,333.33	\$158,166.67	\$2,333.33	\$0.00	\$158,166.67	\$2,333.33	\$2,333.33	\$0.00
13400 COMPENSACIONES	\$417,600.00	\$0.00	\$417,600.00	\$114,182.75	\$303,417.25	\$114,182.75	\$0.00	\$303,417.25	\$114,182.75	\$114,182.75	\$0.00
001 OFS	\$417,600.00	\$0.00	\$417,600.00	\$114,182.75	\$303,417.25	\$114,182.75	\$0.00	\$303,417.25	\$114,182.75	\$114,182.75	\$0.00
14100 APORTACIONES DE SEGURIDAD SOCIAL	\$50,850.00	\$0.00	\$50,850.00	\$18,113.73	\$32,736.27	\$18,113.73	\$0.00	\$32,736.27	\$18,113.73	\$18,113.73	\$0.00
001 OFS	\$50,850.00	\$0.00	\$50,850.00	\$18,113.73	\$32,736.27	\$18,113.73	\$0.00	\$32,736.27	\$18,113.73	\$18,113.73	\$0.00
14400 APORTACIONES PARA SEGUROS	\$750.00	\$0.00	\$750.00	\$0.00	\$750.00	\$0.00	\$0.00	\$750.00	\$0.00	\$0.00	\$0.00
001 OFS	\$750.00	\$0.00	\$750.00	\$0.00	\$750.00	\$0.00	\$0.00	\$750.00	\$0.00	\$0.00	\$0.00
15200 INDEMNIZACIONES	\$3,000.00	\$0.00	\$3,000.00	\$3,000.00	\$0.00	\$3,000.00	\$0.00	\$0.00	\$3,000.00	\$3,000.00	\$0.00
001 OFS	\$3,000.00	\$0.00	\$3,000.00	\$3,000.00	\$0.00	\$3,000.00	\$0.00	\$0.00	\$3,000.00	\$3,000.00	\$0.00

  
 LIC. ERNESTO ALONSO ROSALES RAMOS  
 DIRECTOR DE LA UNIDAD DE ADMINISTRACION

**ÓRGANO DE FISCALIZACIÓN SUPERIOR DEL ESTADO DE NAYARIT**  
**ESTADO DE NAYARIT**




Hsc. Supervisor  
 rptEstadoPresupuestoEgresosUA\_DP\_PG\_PL\_CP\_FF

Por Ramo o Dependencia /Unidad responsable/ Programas y proyectos de inversión/Objeto del gasto por Partida Genérica/Fuente de Financiamiento

Al 30/jun/2014

Fecha y hora de Impresión | 28/jul/2014  
 01:48 p.m.

Ramo o Dependencia / Unidad responsable/ Programas y proyectos de inversión/ Objeto del gasto por Partida Genérica/Fuente de Financiamiento	Ampliaciones / Aprobado (Reducciones)	Presupuesto Vigente	Comprometido	Presupuesto Disponibile para Comprometer	Devengado	Comprometido No Devengado	Presupuesto Sin Devengar	Ejercido	Pagado	Cuentas por Pagar Deuda	
15400 PRESTACIONES CONTRACTUALES	\$30,000.00	\$0.00	\$30,000.00	\$2,910.82	\$27,089.18	\$2,910.82	\$0.00	\$27,089.18	\$2,910.82	\$2,910.82	\$0.00
001 OFS	\$30,000.00	\$0.00	\$30,000.00	\$2,910.82	\$27,089.18	\$2,910.82	\$0.00	\$27,089.18	\$2,910.82	\$2,910.82	\$0.00
15500 APOYOS A LA CAPACITACIÓN DE LOS S	\$30.00	\$0.00	\$30.00	\$0.00	\$30.00	\$0.00	\$0.00	\$30.00	\$0.00	\$0.00	\$0.00
001 OFS	\$30.00	\$0.00	\$30.00	\$0.00	\$30.00	\$0.00	\$0.00	\$30.00	\$0.00	\$0.00	\$0.00
15900 OTRAS PRESTACIONES SOCIALES Y EC	\$30.00	\$0.00	\$30.00	\$0.00	\$30.00	\$0.00	\$0.00	\$30.00	\$0.00	\$0.00	\$0.00
001 OFS	\$30.00	\$0.00	\$30.00	\$0.00	\$30.00	\$0.00	\$0.00	\$30.00	\$0.00	\$0.00	\$0.00
17100 ESTÍMULOS	\$1,230.00	\$0.00	\$1,230.00	\$0.00	\$1,230.00	\$0.00	\$0.00	\$1,230.00	\$0.00	\$0.00	\$0.00
001 OFS	\$1,230.00	\$0.00	\$1,230.00	\$0.00	\$1,230.00	\$0.00	\$0.00	\$1,230.00	\$0.00	\$0.00	\$0.00
21100 MATERIALES, ÚTILES Y EQUIPOS MENO	\$6,090.00	\$0.00	\$6,090.00	\$0.00	\$6,090.00	\$0.00	\$0.00	\$6,090.00	\$0.00	\$0.00	\$0.00
001 OFS	\$6,090.00	\$0.00	\$6,090.00	\$0.00	\$6,090.00	\$0.00	\$0.00	\$6,090.00	\$0.00	\$0.00	\$0.00
21300 MATERIAL ESTADÍSTICO Y GEOGRÁFIC	\$30.00	\$0.00	\$30.00	\$0.00	\$30.00	\$0.00	\$0.00	\$30.00	\$0.00	\$0.00	\$0.00
001 OFS	\$30.00	\$0.00	\$30.00	\$0.00	\$30.00	\$0.00	\$0.00	\$30.00	\$0.00	\$0.00	\$0.00
21400 MATERIALES, ÚTILES Y EQUIPOS MENC	\$3,900.00	\$0.00	\$3,900.00	\$0.00	\$3,900.00	\$0.00	\$0.00	\$3,900.00	\$0.00	\$0.00	\$0.00
001 OFS	\$3,900.00	\$0.00	\$3,900.00	\$0.00	\$3,900.00	\$0.00	\$0.00	\$3,900.00	\$0.00	\$0.00	\$0.00
21600 MATERIAL DE LIMPIEZA	\$1,650.00	\$0.00	\$1,650.00	\$0.00	\$1,650.00	\$0.00	\$0.00	\$1,650.00	\$0.00	\$0.00	\$0.00
001 OFS	\$1,650.00	\$0.00	\$1,650.00	\$0.00	\$1,650.00	\$0.00	\$0.00	\$1,650.00	\$0.00	\$0.00	\$0.00
22100 PRODUCTOS ALIMENTICIOS PARA PERS	\$6,900.00	\$0.00	\$6,900.00	\$744.99	\$6,155.01	\$744.99	\$0.00	\$6,155.01	\$744.99	\$744.99	\$0.00
001 OFS	\$6,900.00	\$0.00	\$6,900.00	\$744.99	\$6,155.01	\$744.99	\$0.00	\$6,155.01	\$744.99	\$744.99	\$0.00
22300 UTENSILIOS PARA EL SERVICIO DE ALIM	\$450.00	\$0.00	\$450.00	\$0.00	\$450.00	\$0.00	\$0.00	\$450.00	\$0.00	\$0.00	\$0.00
001 OFS	\$450.00	\$0.00	\$450.00	\$0.00	\$450.00	\$0.00	\$0.00	\$450.00	\$0.00	\$0.00	\$0.00
24600 MATERIAL ELÉCTRICO Y ELECTRÓNICO	\$300.00	\$0.00	\$300.00	\$0.00	\$300.00	\$0.00	\$0.00	\$300.00	\$0.00	\$0.00	\$0.00
001 OFS	\$300.00	\$0.00	\$300.00	\$0.00	\$300.00	\$0.00	\$0.00	\$300.00	\$0.00	\$0.00	\$0.00
27100 VESTUARIO Y UNIFORMES	\$30.00	\$0.00	\$30.00	\$0.00	\$30.00	\$0.00	\$0.00	\$30.00	\$0.00	\$0.00	\$0.00
001 OFS	\$30.00	\$0.00	\$30.00	\$0.00	\$30.00	\$0.00	\$0.00	\$30.00	\$0.00	\$0.00	\$0.00
29100 HERRAMIENTAS MENORES	\$30.00	\$0.00	\$30.00	\$0.00	\$30.00	\$0.00	\$0.00	\$30.00	\$0.00	\$0.00	\$0.00
001 OFS	\$30.00	\$0.00	\$30.00	\$0.00	\$30.00	\$0.00	\$0.00	\$30.00	\$0.00	\$0.00	\$0.00
29400 REFACCIONES Y ACCESORIOS MENORI	\$390.00	\$0.00	\$390.00	\$0.00	\$390.00	\$0.00	\$0.00	\$390.00	\$0.00	\$0.00	\$0.00

  
 LIC. ERNESTO ALONSO ROSALES RAMOS  
 DIRECTOR DE LA UNIDAD DE ADMINISTRACION



Supervisor  
rptEstadoPresupuestoEgresosUA\_DP\_PG\_PI\_CP\_FF

# ÓRGANO DE FISCALIZACIÓN SUPERIOR DEL ESTADO DE NAYARIT

## ESTADO DE NAYARIT

Por Ramo o Dependencia /Unidad responsable/ Programas y proyectos de inversión/Objeto del gasto por Partida Genérica/Fuente de Financiamiento

Al 30/jun/2014

Fecha y hora de Impresión | 28/jul/2014 | 01:48 p.m.

Ramo o Dependencia / Unidad responsable/ Programas y proyectos de inversión/ Objeto del gasto por Partida Genérica/Fuente de Financiamiento	Aprobado	Ampliaciones / (Reducciones)	Presupuesto Vigente	Comprometido	Presupuesto Disponible para Comprometer	Devengado	Comprometido No Devengado	Presupuesto Sin Devengar	Ejercido	Pagado	Cuentas por Pagar Deuda
001 OFS	\$390.00	\$0.00	\$390.00	\$0.00	\$390.00	\$0.00	\$0.00	\$390.00	\$0.00	\$0.00	\$0.00
<b>29900 REFACCIONES Y ACCESORIOS MENORE</b>	<b>\$60.00</b>	<b>\$0.00</b>	<b>\$60.00</b>	<b>\$0.00</b>	<b>\$60.00</b>	<b>\$0.00</b>	<b>\$0.00</b>	<b>\$60.00</b>	<b>\$0.00</b>	<b>\$0.00</b>	<b>\$0.00</b>
001 OFS	\$60.00	\$0.00	\$60.00	\$0.00	\$60.00	\$0.00	\$0.00	\$60.00	\$0.00	\$0.00	\$0.00
<b>31100 ENERGÍA ELÉCTRICA</b>	<b>\$7,500.00</b>	<b>\$0.00</b>	<b>\$7,500.00</b>	<b>\$1,996.74</b>	<b>\$5,503.26</b>	<b>\$1,996.74</b>	<b>\$0.00</b>	<b>\$5,503.26</b>	<b>\$1,996.74</b>	<b>\$1,996.74</b>	<b>\$0.00</b>
001 OFS	\$7,500.00	\$0.00	\$7,500.00	\$1,996.74	\$5,503.26	\$1,996.74	\$0.00	\$5,503.26	\$1,996.74	\$1,996.74	\$0.00
<b>31400 TELEFONÍA TRADICIONAL</b>	<b>\$3,300.00</b>	<b>\$0.00</b>	<b>\$3,300.00</b>	<b>\$958.63</b>	<b>\$2,341.37</b>	<b>\$958.63</b>	<b>\$0.00</b>	<b>\$2,341.37</b>	<b>\$958.63</b>	<b>\$958.63</b>	<b>\$0.00</b>
001 OFS	\$3,300.00	\$0.00	\$3,300.00	\$958.63	\$2,341.37	\$958.63	\$0.00	\$2,341.37	\$958.63	\$958.63	\$0.00
<b>31700 SERVICIOS DE ACCESO DE INTERNET, F</b>	<b>\$1,800.00</b>	<b>\$0.00</b>	<b>\$1,800.00</b>	<b>\$56.91</b>	<b>\$1,743.09</b>	<b>\$56.91</b>	<b>\$0.00</b>	<b>\$1,743.09</b>	<b>\$56.91</b>	<b>\$56.91</b>	<b>\$0.00</b>
001 OFS	\$1,800.00	\$0.00	\$1,800.00	\$56.91	\$1,743.09	\$56.91	\$0.00	\$1,743.09	\$56.91	\$56.91	\$0.00
<b>32200 ARRENDAMIENTO DE EDIFICIOS</b>	<b>\$20,880.00</b>	<b>\$0.00</b>	<b>\$20,880.00</b>	<b>\$8,491.20</b>	<b>\$12,388.80</b>	<b>\$8,491.20</b>	<b>\$0.00</b>	<b>\$12,388.80</b>	<b>\$8,491.20</b>	<b>\$8,491.20</b>	<b>\$0.00</b>
001 OFS	\$20,880.00	\$0.00	\$20,880.00	\$8,491.20	\$12,388.80	\$8,491.20	\$0.00	\$12,388.80	\$8,491.20	\$8,491.20	\$0.00
<b>32700 ARRENDAMIENTO DE ACTIVOS INTANGII</b>	<b>\$1,800.00</b>	<b>\$0.00</b>	<b>\$1,800.00</b>	<b>\$1,800.00</b>	<b>\$0.00</b>	<b>\$1,800.00</b>	<b>\$0.00</b>	<b>\$0.00</b>	<b>\$1,800.00</b>	<b>\$1,800.00</b>	<b>\$0.00</b>
001 OFS	\$1,800.00	\$0.00	\$1,800.00	\$1,800.00	\$0.00	\$1,800.00	\$0.00	\$0.00	\$1,800.00	\$1,800.00	\$0.00
<b>32900 OTROS ARRENDAMIENTOS</b>	<b>\$180.00</b>	<b>\$0.00</b>	<b>\$180.00</b>	<b>\$0.00</b>	<b>\$180.00</b>	<b>\$0.00</b>	<b>\$0.00</b>	<b>\$180.00</b>	<b>\$0.00</b>	<b>\$0.00</b>	<b>\$0.00</b>
001 OFS	\$180.00	\$0.00	\$180.00	\$0.00	\$180.00	\$0.00	\$0.00	\$180.00	\$0.00	\$0.00	\$0.00
<b>33400 SERVICIOS DE CAPACITACIÓN</b>	<b>\$150.00</b>	<b>\$0.00</b>	<b>\$150.00</b>	<b>\$0.00</b>	<b>\$150.00</b>	<b>\$0.00</b>	<b>\$0.00</b>	<b>\$150.00</b>	<b>\$0.00</b>	<b>\$0.00</b>	<b>\$0.00</b>
001 OFS	\$150.00	\$0.00	\$150.00	\$0.00	\$150.00	\$0.00	\$0.00	\$150.00	\$0.00	\$0.00	\$0.00
<b>33600 SERVICIOS DE APOYO ADMINISTRATIVC</b>	<b>\$2,055.00</b>	<b>\$0.00</b>	<b>\$2,055.00</b>	<b>\$646.37</b>	<b>\$1,408.63</b>	<b>\$646.37</b>	<b>\$0.00</b>	<b>\$1,408.63</b>	<b>\$646.37</b>	<b>\$646.37</b>	<b>\$0.00</b>
001 OFS	\$2,055.00	\$0.00	\$2,055.00	\$646.37	\$1,408.63	\$646.37	\$0.00	\$1,408.63	\$646.37	\$646.37	\$0.00
<b>33800 SERVICIOS DE VIGILANCIA</b>	<b>\$5,280.00</b>	<b>\$0.00</b>	<b>\$5,280.00</b>	<b>\$2,200.05</b>	<b>\$3,079.95</b>	<b>\$2,200.05</b>	<b>\$0.00</b>	<b>\$3,079.95</b>	<b>\$2,200.05</b>	<b>\$2,200.05</b>	<b>\$0.00</b>
001 OFS	\$5,280.00	\$0.00	\$5,280.00	\$2,200.05	\$3,079.95	\$2,200.05	\$0.00	\$3,079.95	\$2,200.05	\$2,200.05	\$0.00
<b>35100 CONSERVACIÓN Y MANTENIMIENTO MEI</b>	<b>\$9,300.00</b>	<b>\$0.00</b>	<b>\$9,300.00</b>	<b>\$0.00</b>	<b>\$9,300.00</b>	<b>\$0.00</b>	<b>\$0.00</b>	<b>\$9,300.00</b>	<b>\$0.00</b>	<b>\$0.00</b>	<b>\$0.00</b>
001 OFS	\$9,300.00	\$0.00	\$9,300.00	\$0.00	\$9,300.00	\$0.00	\$0.00	\$9,300.00	\$0.00	\$0.00	\$0.00
<b>35200 INSTALACIÓN, REPARACIÓN Y MANTEN</b>	<b>\$300.00</b>	<b>\$0.00</b>	<b>\$300.00</b>	<b>\$0.00</b>	<b>\$300.00</b>	<b>\$0.00</b>	<b>\$0.00</b>	<b>\$300.00</b>	<b>\$0.00</b>	<b>\$0.00</b>	<b>\$0.00</b>
001 OFS	\$300.00	\$0.00	\$300.00	\$0.00	\$300.00	\$0.00	\$0.00	\$300.00	\$0.00	\$0.00	\$0.00
<b>35800 SERVICIOS DE LIMPIEZA Y MANEJO DE I</b>	<b>\$120.00</b>	<b>\$0.00</b>	<b>\$120.00</b>	<b>\$55.68</b>	<b>\$64.32</b>	<b>\$55.68</b>	<b>\$0.00</b>	<b>\$64.32</b>	<b>\$55.68</b>	<b>\$55.68</b>	<b>\$0.00</b>
001 OFS	\$120.00	\$0.00	\$120.00	\$55.68	\$64.32	\$55.68	\$0.00	\$64.32	\$55.68	\$55.68	\$0.00

LIC. ERNESTO ALONSO ROSALES RAMOS  
DIRECTOR DE LA UNIDAD DE ADMINISTRACION



**ÓRGANO DE FISCALIZACIÓN SUPERIOR DEL ESTADO DE NAYARIT**  
**ESTADO DE NAYARIT**



Rep. Supervisor  
 rptEstadoPresupuestoEgresosUA\_DP\_PG\_PL\_CP\_FF

Por Ramo o Dependencia /Unidad responsable/ Programas y proyectos de inversión/Objeto del gasto por Partida Genérica/Fuente de Financiamiento

Al 30/jun/2014

Fecha y 28/jul/2014  
 hora de Impresión 01:48 p.m.

Ramo o Dependencia / Unidad responsable/ Programas y proyectos de inversión/ Objeto del gasto por Partida Genérica/Fuente de Financiamiento	Aprobado	Ampliaciones / (Reducciones)	Presupuesto Vigente	Comprometido	Presupuesto Disponibile para Comprometer	Devengado	Comprometido No Devengado	Presupuesto Sin Devengar	Ejercido	Pagado	Cuentas por Pagar Deuda
<b>35900 SERVICIOS DE JARDINERIA Y FUMIGACI</b>	<b>\$120.00</b>	<b>\$0.00</b>	<b>\$120.00</b>	<b>\$90.48</b>	<b>\$29.52</b>	<b>\$90.48</b>	<b>\$0.00</b>	<b>\$29.52</b>	<b>\$90.48</b>	<b>\$90.48</b>	<b>\$0.00</b>
001 OFS	\$120.00	\$0.00	\$120.00	\$90.48	\$29.52	\$90.48	\$0.00	\$29.52	\$90.48	\$90.48	\$0.00
<b>37100 PASAJES AÉREOS</b>	<b>\$8,000.00</b>	<b>\$0.00</b>	<b>\$8,000.00</b>	<b>\$0.00</b>	<b>\$8,000.00</b>	<b>\$0.00</b>	<b>\$0.00</b>	<b>\$8,000.00</b>	<b>\$0.00</b>	<b>\$0.00</b>	<b>\$0.00</b>
001 OFS	\$8,000.00	\$0.00	\$8,000.00	\$0.00	\$8,000.00	\$0.00	\$0.00	\$8,000.00	\$0.00	\$0.00	\$0.00
<b>37200 PASAJES TERRESTRES</b>	<b>\$150.00</b>	<b>\$0.00</b>	<b>\$150.00</b>	<b>\$0.00</b>	<b>\$150.00</b>	<b>\$0.00</b>	<b>\$0.00</b>	<b>\$150.00</b>	<b>\$0.00</b>	<b>\$0.00</b>	<b>\$0.00</b>
001 OFS	\$150.00	\$0.00	\$150.00	\$0.00	\$150.00	\$0.00	\$0.00	\$150.00	\$0.00	\$0.00	\$0.00
<b>37500 VIÁTICOS EN EL PAÍS</b>	<b>\$20,000.00</b>	<b>\$0.00</b>	<b>\$20,000.00</b>	<b>\$0.00</b>	<b>\$20,000.00</b>	<b>\$0.00</b>	<b>\$0.00</b>	<b>\$20,000.00</b>	<b>\$0.00</b>	<b>\$0.00</b>	<b>\$0.00</b>
001 OFS	\$20,000.00	\$0.00	\$20,000.00	\$0.00	\$20,000.00	\$0.00	\$0.00	\$20,000.00	\$0.00	\$0.00	\$0.00
<b>37900 OTROS SERVICIOS DE TRASLADO Y HO</b>	<b>\$10,000.00</b>	<b>\$0.00</b>	<b>\$10,000.00</b>	<b>\$0.00</b>	<b>\$10,000.00</b>	<b>\$0.00</b>	<b>\$0.00</b>	<b>\$10,000.00</b>	<b>\$0.00</b>	<b>\$0.00</b>	<b>\$0.00</b>
001 OFS	\$10,000.00	\$0.00	\$10,000.00	\$0.00	\$10,000.00	\$0.00	\$0.00	\$10,000.00	\$0.00	\$0.00	\$0.00
<b>39800 IMPUESTO SOBRE NÓMINAS Y OTROS C</b>	<b>\$450.00</b>	<b>\$0.00</b>	<b>\$450.00</b>	<b>\$0.00</b>	<b>\$450.00</b>	<b>\$0.00</b>	<b>\$0.00</b>	<b>\$450.00</b>	<b>\$0.00</b>	<b>\$0.00</b>	<b>\$0.00</b>
001 OFS	\$450.00	\$0.00	\$450.00	\$0.00	\$450.00	\$0.00	\$0.00	\$450.00	\$0.00	\$0.00	\$0.00
<b>39900 OTROS SERVICIOS GENERALES</b>	<b>\$1,800.00</b>	<b>\$0.00</b>	<b>\$1,800.00</b>	<b>\$0.00</b>	<b>\$1,800.00</b>	<b>\$0.00</b>	<b>\$0.00</b>	<b>\$1,800.00</b>	<b>\$0.00</b>	<b>\$0.00</b>	<b>\$0.00</b>
001 OFS	\$1,800.00	\$0.00	\$1,800.00	\$0.00	\$1,800.00	\$0.00	\$0.00	\$1,800.00	\$0.00	\$0.00	\$0.00
<b>51100 Muebles de oficina y estantería</b>	<b>\$6,000.00</b>	<b>\$0.00</b>	<b>\$6,000.00</b>	<b>\$0.00</b>	<b>\$6,000.00</b>	<b>\$0.00</b>	<b>\$0.00</b>	<b>\$6,000.00</b>	<b>\$0.00</b>	<b>\$0.00</b>	<b>\$0.00</b>
001 OFS	\$6,000.00	\$0.00	\$6,000.00	\$0.00	\$6,000.00	\$0.00	\$0.00	\$6,000.00	\$0.00	\$0.00	\$0.00
<b>51500 Equipo de cómputo y de tecnologías de la</b>	<b>\$4,000.00</b>	<b>\$0.00</b>	<b>\$4,000.00</b>	<b>\$0.00</b>	<b>\$4,000.00</b>	<b>\$0.00</b>	<b>\$0.00</b>	<b>\$4,000.00</b>	<b>\$0.00</b>	<b>\$0.00</b>	<b>\$0.00</b>
001 OFS	\$4,000.00	\$0.00	\$4,000.00	\$0.00	\$4,000.00	\$0.00	\$0.00	\$4,000.00	\$0.00	\$0.00	\$0.00
<b>51900 Otros mobiliarios y equipos de administra</b>	<b>\$5,000.00</b>	<b>\$0.00</b>	<b>\$5,000.00</b>	<b>\$0.00</b>	<b>\$5,000.00</b>	<b>\$0.00</b>	<b>\$0.00</b>	<b>\$5,000.00</b>	<b>\$0.00</b>	<b>\$0.00</b>	<b>\$0.00</b>
001 OFS	\$5,000.00	\$0.00	\$5,000.00	\$0.00	\$5,000.00	\$0.00	\$0.00	\$5,000.00	\$0.00	\$0.00	\$0.00
<b>00 Desarrollo y Modernización Institucional</b>											
<b>3</b>											
<b>11300 SUELDOS BASE AL PERSONAL PERMAN</b>	<b>\$1,466,114.16</b>	<b>\$0.00</b>	<b>\$1,466,114.16</b>	<b>\$502,955.49</b>	<b>\$963,158.67</b>	<b>\$502,955.49</b>	<b>\$0.00</b>	<b>\$963,158.67</b>	<b>\$502,955.49</b>	<b>\$502,955.49</b>	<b>\$0.00</b>
001 OFS	\$1,466,114.16	\$0.00	\$1,466,114.16	\$502,955.49	\$963,158.67	\$502,955.49	\$0.00	\$963,158.67	\$502,955.49	\$502,955.49	\$0.00
<b>12200 SUELDOS BASE AL PERSONAL EVENTU.</b>	<b>\$162,000.00</b>	<b>\$0.00</b>	<b>\$162,000.00</b>	<b>\$36,940.00</b>	<b>\$125,060.00</b>	<b>\$36,940.00</b>	<b>\$0.00</b>	<b>\$125,060.00</b>	<b>\$36,940.00</b>	<b>\$36,940.00</b>	<b>\$0.00</b>
001 OFS	\$162,000.00	\$0.00	\$162,000.00	\$36,940.00	\$125,060.00	\$36,940.00	\$0.00	\$125,060.00	\$36,940.00	\$36,940.00	\$0.00
<b>12300 RETRIBUCIONES POR SERVICIOS DE CA</b>	<b>\$140.00</b>	<b>\$0.00</b>	<b>\$140.00</b>	<b>\$0.00</b>	<b>\$140.00</b>	<b>\$0.00</b>	<b>\$0.00</b>	<b>\$140.00</b>	<b>\$0.00</b>	<b>\$0.00</b>	<b>\$0.00</b>

LIC. ERNESTO ALONSO ROSALES RAMOS  
 DIRECTOR DE LA UNIDAD DE ADMINISTRACION

**ÓRGANO DE FISCALIZACIÓN SUPERIOR DEL ESTADO DE NAYARIT**  
**ESTADO DE NAYARIT**




Por Ramo o Dependencia /Unidad responsable/ Programas y proyectos de inversión/Objeto del gasto por Partida Genérica/Fuente de Financiamiento

Rep. Supervisor  
rptEstadoPresupuestoEgresosUA\_DP\_PG\_PL\_CP\_FF

Al 30/jun/2014

Fecha y 28/jul/2014  
hora de Impresión 01:48 p.m.

Ramo o Dependencia / Unidad responsable/ Programas y proyectos de inversión/ Objeto del gasto por Partida Genérica/Fuente de Financiamiento	Ampliaciones / Aprobado (Reducciones)	Presupuesto Vigente	Comprometido	Presupuesto Disponble para Comprometer	Devengado	Comprometido No Devengado	Presupuesto Sin Devengar	Ejercido	Pagado	Cuentas por Pagar Deuda
001 OFS	\$140.00	\$0.00	\$140.00	\$0.00	\$140.00	\$0.00	\$140.00	\$0.00	\$0.00	\$0.00
13100 PRIMAS POR AÑOS DE SERVICIOS EFEC	\$140.00	\$0.00	\$140.00	\$0.00	\$140.00	\$0.00	\$140.00	\$0.00	\$0.00	\$0.00
001 OFS	\$140.00	\$0.00	\$140.00	\$0.00	\$140.00	\$0.00	\$140.00	\$0.00	\$0.00	\$0.00
13200 PRIMAS DE VACACIONES, DOMINICAL Y	\$749,000.00	\$0.00	\$749,000.00	\$46,714.46	\$702,285.54	\$46,714.46	\$702,285.54	\$46,714.46	\$46,714.46	\$0.00
001 OFS	\$749,000.00	\$0.00	\$749,000.00	\$46,714.46	\$702,285.54	\$46,714.46	\$702,285.54	\$46,714.46	\$46,714.46	\$0.00
13400 COMPENSACIONES	\$1,973,400.00	-\$120,000.00	\$1,853,400.00	\$1,108,027.48	\$745,372.52	\$1,108,027.48	\$745,372.52	\$1,108,027.48	\$1,108,027.48	\$0.00
001 OFS	\$1,973,400.00	-\$120,000.00	\$1,853,400.00	\$1,108,027.48	\$745,372.52	\$1,108,027.48	\$745,372.52	\$1,108,027.48	\$1,108,027.48	\$0.00
14100 APORTACIONES DE SEGURIDAD SOCIAL	\$237,300.00	\$0.00	\$237,300.00	\$125,299.70	\$112,000.30	\$125,299.70	\$112,000.30	\$125,299.70	\$125,299.70	\$0.00
001 OFS	\$237,300.00	\$0.00	\$237,300.00	\$125,299.70	\$112,000.30	\$125,299.70	\$112,000.30	\$125,299.70	\$125,299.70	\$0.00
14200 APORTACIONES A FONDOS DE VIVIEND/	\$39,590.00	\$0.00	\$39,590.00	\$7,193.48	\$32,396.52	\$7,193.48	\$32,396.52	\$7,193.48	\$7,193.48	\$0.00
001 OFS	\$39,590.00	\$0.00	\$39,590.00	\$7,193.48	\$32,396.52	\$7,193.48	\$32,396.52	\$7,193.48	\$7,193.48	\$0.00
14400 APORTACIONES PARA SEGUROS	\$3,500.00	\$0.00	\$3,500.00	\$0.00	\$3,500.00	\$0.00	\$3,500.00	\$0.00	\$0.00	\$0.00
001 OFS	\$3,500.00	\$0.00	\$3,500.00	\$0.00	\$3,500.00	\$0.00	\$3,500.00	\$0.00	\$0.00	\$0.00
15100 CUOTAS PARA EL FONDO DE AHORRO `	\$31,450.00	\$0.00	\$31,450.00	\$17,214.11	\$14,235.89	\$17,214.11	\$14,235.89	\$17,214.11	\$17,214.11	\$0.00
001 OFS	\$31,450.00	\$0.00	\$31,450.00	\$17,214.11	\$14,235.89	\$17,214.11	\$14,235.89	\$17,214.11	\$17,214.11	\$0.00
15200 INDEMNIZACIONES	\$14,000.00	\$0.00	\$14,000.00	\$14,000.00	\$0.00	\$14,000.00	\$0.00	\$14,000.00	\$14,000.00	\$0.00
001 OFS	\$14,000.00	\$0.00	\$14,000.00	\$14,000.00	\$0.00	\$14,000.00	\$0.00	\$14,000.00	\$14,000.00	\$0.00
15400 PRESTACIONES CONTRACTUALES	\$140,000.00	\$120,000.00	\$260,000.00	\$210,232.79	\$49,767.21	\$210,232.79	\$49,767.21	\$210,232.79	\$210,232.79	\$0.00
001 OFS	\$140,000.00	\$120,000.00	\$260,000.00	\$210,232.79	\$49,767.21	\$210,232.79	\$49,767.21	\$210,232.79	\$210,232.79	\$0.00
15500 APOYOS A LA CAPACITACIÓN DE LOS S	\$140.00	\$0.00	\$140.00	\$0.00	\$140.00	\$0.00	\$140.00	\$0.00	\$0.00	\$0.00
001 OFS	\$140.00	\$0.00	\$140.00	\$0.00	\$140.00	\$0.00	\$140.00	\$0.00	\$0.00	\$0.00
15900 OTRAS PRESTACIONES SOCIALES Y EC/	\$140.00	\$0.00	\$140.00	\$0.00	\$140.00	\$0.00	\$140.00	\$0.00	\$0.00	\$0.00
001 OFS	\$140.00	\$0.00	\$140.00	\$0.00	\$140.00	\$0.00	\$140.00	\$0.00	\$0.00	\$0.00
16100 PREVISIONES DE CARÁCTER LABORAL.	\$18,500.00	\$0.00	\$18,500.00	\$0.00	\$18,500.00	\$0.00	\$18,500.00	\$0.00	\$0.00	\$0.00
001 OFS	\$18,500.00	\$0.00	\$18,500.00	\$0.00	\$18,500.00	\$0.00	\$18,500.00	\$0.00	\$0.00	\$0.00
17100 ESTÍMULOS	\$5,740.00	\$0.00	\$5,740.00	\$0.00	\$5,740.00	\$0.00	\$5,740.00	\$0.00	\$0.00	\$0.00
001 OFS	\$5,740.00	\$0.00	\$5,740.00	\$0.00	\$5,740.00	\$0.00	\$5,740.00	\$0.00	\$0.00	\$0.00

  
 LIC. ERNESTO ALONSO ROSALES RAMOS  
 DIRECTOR DE LA UNIDAD DE ADMINISTRACION



ÓRGANO DE FISCALIZACIÓN SUPERIOR DEL ESTADO DE NAYARIT  
ESTADO DE NAYARIT


Por Ramo o Dependencia /Unidad responsable/ Programas y proyectos de inversión/Objeto del gasto por Partida Genérica/Fuente de Financiamiento

Rep. Supervisor  
rptEstadoPresupuestoEgresosUA\_DP\_PG\_PL\_CP\_FF

Al 30/jun/2014

Fecha y hora de Impresión | 28/jul/2014 | 01:48 p.m.

Ramo o Dependencia / Unidad responsable/ Programas y proyectos de inversión/ Objeto del gasto por Partida Genérica/Fuente de Financiamiento		Ampliaciones / Aprobado (Reducciones)	Presupuesto Vigente	Comprometido	Presupuesto Disponibile para Comprometer	Devengado	Comprometido No Devengado	Presupuesto Sin Devengar	Ejercido	Pagado	Cuentas por Pagar Deuda	
21100	MATERIALES, UTILES Y EQUIPOS MENOR	\$28,920.00	\$0.00	\$28,920.00	\$17,899.34	\$11,020.66	\$17,899.34	\$0.00	\$11,020.66	\$17,899.34	\$17,899.34	\$0.00
001	OFS	\$28,920.00	\$0.00	\$28,920.00	\$17,899.34	\$11,020.66	\$17,899.34	\$0.00	\$11,020.66	\$17,899.34	\$17,899.34	\$0.00
21300	MATERIAL ESTADÍSTICO Y GEOGRÁFICO	\$140.00	\$0.00	\$140.00	\$0.00	\$140.00	\$0.00	\$0.00	\$140.00	\$0.00	\$0.00	\$0.00
001	OFS	\$140.00	\$0.00	\$140.00	\$0.00	\$140.00	\$0.00	\$0.00	\$140.00	\$0.00	\$0.00	\$0.00
21400	MATERIALES, ÚTILES Y EQUIPOS MENOR	\$18,200.00	\$0.00	\$18,200.00	\$17,069.39	\$1,130.61	\$17,069.39	\$0.00	\$1,130.61	\$17,069.39	\$17,069.39	\$0.00
001	OFS	\$18,200.00	\$0.00	\$18,200.00	\$17,069.39	\$1,130.61	\$17,069.39	\$0.00	\$1,130.61	\$17,069.39	\$17,069.39	\$0.00
21500	MATERIAL IMPRESO E INFORMACIÓN DIGITAL	\$2,500.00	\$0.00	\$2,500.00	\$0.00	\$2,500.00	\$0.00	\$0.00	\$2,500.00	\$0.00	\$0.00	\$0.00
001	OFS	\$2,500.00	\$0.00	\$2,500.00	\$0.00	\$2,500.00	\$0.00	\$0.00	\$2,500.00	\$0.00	\$0.00	\$0.00
21600	MATERIAL DE LIMPIEZA	\$7,700.00	\$0.00	\$7,700.00	\$4,528.75	\$3,171.25	\$4,528.75	\$0.00	\$3,171.25	\$4,528.75	\$4,528.75	\$0.00
001	OFS	\$7,700.00	\$0.00	\$7,700.00	\$4,528.75	\$3,171.25	\$4,528.75	\$0.00	\$3,171.25	\$4,528.75	\$4,528.75	\$0.00
22100	PRODUCTOS ALIMENTICIOS PARA PERSONAS	\$32,200.00	\$0.00	\$32,200.00	\$31,259.38	\$940.62	\$31,259.38	\$0.00	\$940.62	\$31,259.38	\$31,259.38	\$0.00
001	OFS	\$32,200.00	\$0.00	\$32,200.00	\$31,259.38	\$940.62	\$31,259.38	\$0.00	\$940.62	\$31,259.38	\$31,259.38	\$0.00
22300	UTENSILIOS PARA EL SERVICIO DE ALIMENTACIÓN	\$2,100.00	\$0.00	\$2,100.00	\$1,173.94	\$926.06	\$1,173.94	\$0.00	\$926.06	\$1,173.94	\$1,173.94	\$0.00
001	OFS	\$2,100.00	\$0.00	\$2,100.00	\$1,173.94	\$926.06	\$1,173.94	\$0.00	\$926.06	\$1,173.94	\$1,173.94	\$0.00
24100	PRODUCTOS MINERALES NO METÁLICOS	\$2,500.00	\$0.00	\$2,500.00	\$0.00	\$2,500.00	\$0.00	\$0.00	\$2,500.00	\$0.00	\$0.00	\$0.00
001	OFS	\$2,500.00	\$0.00	\$2,500.00	\$0.00	\$2,500.00	\$0.00	\$0.00	\$2,500.00	\$0.00	\$0.00	\$0.00
24200	CEMENTO Y PRODUCTOS DE CONCRETO	\$1,000.00	\$0.00	\$1,000.00	\$0.00	\$1,000.00	\$0.00	\$0.00	\$1,000.00	\$0.00	\$0.00	\$0.00
001	OFS	\$1,000.00	\$0.00	\$1,000.00	\$0.00	\$1,000.00	\$0.00	\$0.00	\$1,000.00	\$0.00	\$0.00	\$0.00
24300	CAL, YESO Y PRODUCTOS DE YESO	\$8,000.00	\$0.00	\$8,000.00	\$0.00	\$8,000.00	\$0.00	\$0.00	\$8,000.00	\$0.00	\$0.00	\$0.00
001	OFS	\$8,000.00	\$0.00	\$8,000.00	\$0.00	\$8,000.00	\$0.00	\$0.00	\$8,000.00	\$0.00	\$0.00	\$0.00
24400	MADERA Y PRODUCTOS DE MADERA	\$20,000.00	-\$2,000.00	\$18,000.00	\$0.00	\$18,000.00	\$0.00	\$0.00	\$18,000.00	\$0.00	\$0.00	\$0.00
001	OFS	\$20,000.00	-\$2,000.00	\$18,000.00	\$0.00	\$18,000.00	\$0.00	\$0.00	\$18,000.00	\$0.00	\$0.00	\$0.00
24500	VIDRIO Y PRODUCTOS DE VIDRIO	\$1,000.00	\$0.00	\$1,000.00	\$0.00	\$1,000.00	\$0.00	\$0.00	\$1,000.00	\$0.00	\$0.00	\$0.00
001	OFS	\$1,000.00	\$0.00	\$1,000.00	\$0.00	\$1,000.00	\$0.00	\$0.00	\$1,000.00	\$0.00	\$0.00	\$0.00
24600	MATERIAL ELÉCTRICO Y ELECTRÓNICO	\$1,400.00	\$0.00	\$1,400.00	\$731.76	\$668.24	\$731.76	\$0.00	\$668.24	\$731.76	\$731.76	\$0.00
001	OFS	\$1,400.00	\$0.00	\$1,400.00	\$731.76	\$668.24	\$731.76	\$0.00	\$668.24	\$731.76	\$731.76	\$0.00
24800	MATERIALES COMPLEMENTARIOS	\$5,000.00	\$0.00	\$5,000.00	\$0.00	\$5,000.00	\$0.00	\$0.00	\$5,000.00	\$0.00	\$0.00	\$0.00

  
LIC. ERNESTO ALONSO ROSALES RAMOS  
DIRECTOR DE LA UNIDAD DE ADMINISTRACION



**ÓRGANO DE FISCALIZACIÓN SUPERIOR DEL ESTADO DE NAYARIT**  
**ESTADO DE NAYARIT**

Hijo Supervisor  
 rptEstadoPresupuestoEgresosUA\_DP\_PG\_PL\_CP\_FF

Al 30/jun/2014

Fecha y 28/jul/2014  
 hora de Impresión 01:48 p.m.

Ramo o Dependencia / Unidad responsable/ Programas y proyectos de inversión/ Objeto del gasto por Partida Genérica/Fuente de Financiamiento	Aprobado	Ampliaciones / (Reducciones)	Presupuesto Vigente	Comprometido	Presupuesto Disponible para Comprometer	Devengado	Comprometido No Devengado	Presupuesto Sin Devengar	Ejercido	Pagado	Cuentas por Pagar Deuda
001 OFS	\$5,000.00	\$0.00	\$5,000.00	\$0.00	\$5,000.00	\$0.00	\$0.00	\$5,000.00	\$0.00	\$0.00	\$0.00
<b>24900 OTROS MATERIALES Y ARTÍCULOS DE</b>	<b>\$5,000.00</b>	<b>\$0.00</b>	<b>\$5,000.00</b>	<b>\$2,449.26</b>	<b>\$2,550.74</b>	<b>\$2,449.26</b>	<b>\$0.00</b>	<b>\$2,550.74</b>	<b>\$2,449.26</b>	<b>\$2,449.26</b>	<b>\$0.00</b>
001 OFS	\$5,000.00	\$0.00	\$5,000.00	\$2,449.26	\$2,550.74	\$2,449.26	\$0.00	\$2,550.74	\$2,449.26	\$2,449.26	\$0.00
<b>25300 MEDICINAS Y PRODUCTOS FARMACÉUT</b>	<b>\$8,000.00</b>	<b>\$0.00</b>	<b>\$8,000.00</b>	<b>\$1,488.50</b>	<b>\$6,511.50</b>	<b>\$1,488.50</b>	<b>\$0.00</b>	<b>\$6,511.50</b>	<b>\$1,488.50</b>	<b>\$1,488.50</b>	<b>\$0.00</b>
001 OFS	\$8,000.00	\$0.00	\$8,000.00	\$1,488.50	\$6,511.50	\$1,488.50	\$0.00	\$6,511.50	\$1,488.50	\$1,488.50	\$0.00
<b>26100 COMBUSTIBLES, LUBRICANTES Y ADITIV</b>	<b>\$400,000.00</b>	<b>\$0.00</b>	<b>\$400,000.00</b>	<b>\$261,888.54</b>	<b>\$138,111.46</b>	<b>\$261,888.54</b>	<b>\$0.00</b>	<b>\$138,111.46</b>	<b>\$261,888.54</b>	<b>\$261,888.54</b>	<b>\$0.00</b>
001 OFS	\$400,000.00	\$0.00	\$400,000.00	\$261,888.54	\$138,111.46	\$261,888.54	\$0.00	\$138,111.46	\$261,888.54	\$261,888.54	\$0.00
<b>27100 VESTUARIO Y UNIFORMES</b>	<b>\$140.00</b>	<b>\$0.00</b>	<b>\$140.00</b>	<b>\$0.00</b>	<b>\$140.00</b>	<b>\$0.00</b>	<b>\$0.00</b>	<b>\$140.00</b>	<b>\$0.00</b>	<b>\$0.00</b>	<b>\$0.00</b>
001 OFS	\$140.00	\$0.00	\$140.00	\$0.00	\$140.00	\$0.00	\$0.00	\$140.00	\$0.00	\$0.00	\$0.00
<b>29100 HERRAMIENTAS MENORES</b>	<b>\$140.00</b>	<b>\$0.00</b>	<b>\$140.00</b>	<b>\$66.58</b>	<b>\$73.42</b>	<b>\$66.58</b>	<b>\$0.00</b>	<b>\$73.42</b>	<b>\$66.58</b>	<b>\$66.58</b>	<b>\$0.00</b>
001 OFS	\$140.00	\$0.00	\$140.00	\$66.58	\$73.42	\$66.58	\$0.00	\$73.42	\$66.58	\$66.58	\$0.00
<b>29400 REFACCIONES Y ACCESORIOS MENOR</b>	<b>\$1,820.00</b>	<b>\$0.00</b>	<b>\$1,820.00</b>	<b>\$1,309.00</b>	<b>\$511.00</b>	<b>\$1,309.00</b>	<b>\$0.00</b>	<b>\$511.00</b>	<b>\$1,309.00</b>	<b>\$1,309.00</b>	<b>\$0.00</b>
001 OFS	\$1,820.00	\$0.00	\$1,820.00	\$1,309.00	\$511.00	\$1,309.00	\$0.00	\$511.00	\$1,309.00	\$1,309.00	\$0.00
<b>29600 REFACCIONES Y ACCESORIOS MENORE</b>	<b>\$45,000.00</b>	<b>\$2,000.00</b>	<b>\$47,000.00</b>	<b>\$16,604.26</b>	<b>\$30,395.74</b>	<b>\$16,604.26</b>	<b>\$0.00</b>	<b>\$30,395.74</b>	<b>\$16,604.26</b>	<b>\$16,604.26</b>	<b>\$0.00</b>
001 OFS	\$45,000.00	\$2,000.00	\$47,000.00	\$16,604.26	\$30,395.74	\$16,604.26	\$0.00	\$30,395.74	\$16,604.26	\$16,604.26	\$0.00
<b>29900 REFACCIONES Y ACCESORIOS MENORE</b>	<b>\$280.00</b>	<b>\$0.00</b>	<b>\$280.00</b>	<b>\$0.00</b>	<b>\$280.00</b>	<b>\$0.00</b>	<b>\$0.00</b>	<b>\$280.00</b>	<b>\$0.00</b>	<b>\$0.00</b>	<b>\$0.00</b>
001 OFS	\$280.00	\$0.00	\$280.00	\$0.00	\$280.00	\$0.00	\$0.00	\$280.00	\$0.00	\$0.00	\$0.00
<b>31100 ENERGÍA ELÉCTRICA</b>	<b>\$35,000.00</b>	<b>\$0.00</b>	<b>\$35,000.00</b>	<b>\$9,318.12</b>	<b>\$25,681.88</b>	<b>\$9,318.12</b>	<b>\$0.00</b>	<b>\$25,681.88</b>	<b>\$9,318.12</b>	<b>\$9,318.12</b>	<b>\$0.00</b>
001 OFS	\$35,000.00	\$0.00	\$35,000.00	\$9,318.12	\$25,681.88	\$9,318.12	\$0.00	\$25,681.88	\$9,318.12	\$9,318.12	\$0.00
<b>31400 TELEFONÍA TRADICIONAL</b>	<b>\$15,400.00</b>	<b>\$0.00</b>	<b>\$15,400.00</b>	<b>\$4,473.57</b>	<b>\$10,926.43</b>	<b>\$4,473.57</b>	<b>\$0.00</b>	<b>\$10,926.43</b>	<b>\$4,473.57</b>	<b>\$4,473.57</b>	<b>\$0.00</b>
001 OFS	\$15,400.00	\$0.00	\$15,400.00	\$4,473.57	\$10,926.43	\$4,473.57	\$0.00	\$10,926.43	\$4,473.57	\$4,473.57	\$0.00
<b>31500 TELEFONÍA CELULAR</b>	<b>\$20,000.00</b>	<b>\$0.00</b>	<b>\$20,000.00</b>	<b>\$0.00</b>	<b>\$20,000.00</b>	<b>\$0.00</b>	<b>\$0.00</b>	<b>\$20,000.00</b>	<b>\$0.00</b>	<b>\$0.00</b>	<b>\$0.00</b>
001 OFS	\$20,000.00	\$0.00	\$20,000.00	\$0.00	\$20,000.00	\$0.00	\$0.00	\$20,000.00	\$0.00	\$0.00	\$0.00
<b>31700 SERVICIOS DE ACCESO DE INTERNET, F</b>	<b>\$8,400.00</b>	<b>\$0.00</b>	<b>\$8,400.00</b>	<b>\$265.60</b>	<b>\$8,134.40</b>	<b>\$265.60</b>	<b>\$0.00</b>	<b>\$8,134.40</b>	<b>\$265.60</b>	<b>\$265.60</b>	<b>\$0.00</b>
001 OFS	\$8,400.00	\$0.00	\$8,400.00	\$265.60	\$8,134.40	\$265.60	\$0.00	\$8,134.40	\$265.60	\$265.60	\$0.00
<b>32200 ARRENDAMIENTO DE EDIFICIOS</b>	<b>\$97,440.00</b>	<b>\$0.00</b>	<b>\$97,440.00</b>	<b>\$39,666.86</b>	<b>\$57,773.14</b>	<b>\$39,666.86</b>	<b>\$0.00</b>	<b>\$57,773.14</b>	<b>\$39,666.86</b>	<b>\$39,666.86</b>	<b>\$0.00</b>
001 OFS	\$97,440.00	\$0.00	\$97,440.00	\$39,666.86	\$57,773.14	\$39,666.86	\$0.00	\$57,773.14	\$39,666.86	\$39,666.86	\$0.00

LIC. ERNESTO ALONSO ROSALES RAMOS  
 DIRECTOR DE LA UNIDAD DE ADMINISTRACION



**ÓRGANO DE FISCALIZACIÓN SUPERIOR DEL ESTADO DE NAYARIT**  
**ESTADO DE NAYARIT**


Por Ramo o Dependencia /Unidad responsable/ Programas y proyectos de inversión/Objeto del gasto por Partida Genérica/Fuente de Financiamiento

Rsp, Supervisor  
 rptEstadoPresupuestoEgresosUA\_DP\_PG\_PL\_CP\_FF

Al 30/jun/2014

Fecha y hora de Impresión | 28/jul/2014  
 01:48 p.m.

Ramo o Dependencia / Unidad responsable/ Programas y proyectos de inversión/ Objeto del gasto por Partida Genérica/Fuente de Financiamiento	Aprobado	Ampliaciones / (Reducciones)	Presupuesto Vigente	Comprometido	Presupuesto Disponibile para Comprometer	Devengado	Comprometido No Devengado	Presupuesto Sin Devengar	Ejercido	Pagado	Cuentas por Pagar Deuda
<b>32500 ARRENDAMIENTO DE EQUIPO DE TRANS</b>	<b>\$1,000.00</b>	<b>\$0.00</b>	<b>\$1,000.00</b>	<b>\$0.00</b>	<b>\$1,000.00</b>	<b>\$0.00</b>	<b>\$0.00</b>	<b>\$1,000.00</b>	<b>\$0.00</b>	<b>\$0.00</b>	<b>\$0.00</b>
001 OFS	\$1,000.00	\$0.00	\$1,000.00	\$0.00	\$1,000.00	\$0.00	\$0.00	\$1,000.00	\$0.00	\$0.00	\$0.00
<b>32700 ARRENDAMIENTO DE ACTIVOS INTANGII</b>	<b>\$8,400.00</b>	<b>\$0.00</b>	<b>\$8,400.00</b>	<b>\$8,400.00</b>	<b>\$0.00</b>	<b>\$8,400.00</b>	<b>\$0.00</b>	<b>\$0.00</b>	<b>\$8,400.00</b>	<b>\$8,400.00</b>	<b>\$0.00</b>
001 OFS	\$8,400.00	\$0.00	\$8,400.00	\$8,400.00	\$0.00	\$8,400.00	\$0.00	\$0.00	\$8,400.00	\$8,400.00	\$0.00
<b>32900 OTROS ARRENDAMIENTOS</b>	<b>\$840.00</b>	<b>\$0.00</b>	<b>\$840.00</b>	<b>\$291.00</b>	<b>\$549.00</b>	<b>\$291.00</b>	<b>\$0.00</b>	<b>\$549.00</b>	<b>\$291.00</b>	<b>\$291.00</b>	<b>\$0.00</b>
001 OFS	\$840.00	\$0.00	\$840.00	\$291.00	\$549.00	\$291.00	\$0.00	\$549.00	\$291.00	\$291.00	\$0.00
<b>33400 SERVICIOS DE CAPACITACIÓN</b>	<b>\$700.00</b>	<b>\$0.00</b>	<b>\$700.00</b>	<b>\$0.00</b>	<b>\$700.00</b>	<b>\$0.00</b>	<b>\$0.00</b>	<b>\$700.00</b>	<b>\$0.00</b>	<b>\$0.00</b>	<b>\$0.00</b>
001 OFS	\$700.00	\$0.00	\$700.00	\$0.00	\$700.00	\$0.00	\$0.00	\$700.00	\$0.00	\$0.00	\$0.00
<b>33600 SERVICIOS DE APOYO ADMINISTRATIVC</b>	<b>\$9,590.00</b>	<b>\$0.00</b>	<b>\$9,590.00</b>	<b>\$3,015.44</b>	<b>\$6,574.56</b>	<b>\$3,015.44</b>	<b>\$0.00</b>	<b>\$6,574.56</b>	<b>\$3,015.44</b>	<b>\$3,015.44</b>	<b>\$0.00</b>
001 OFS	\$9,590.00	\$0.00	\$9,590.00	\$3,015.44	\$6,574.56	\$3,015.44	\$0.00	\$6,574.56	\$3,015.44	\$3,015.44	\$0.00
<b>33800 SERVICIOS DE VIGILANCIA</b>	<b>\$24,640.00</b>	<b>\$0.00</b>	<b>\$24,640.00</b>	<b>\$10,266.94</b>	<b>\$14,373.06</b>	<b>\$10,266.94</b>	<b>\$0.00</b>	<b>\$14,373.06</b>	<b>\$10,266.94</b>	<b>\$10,266.94</b>	<b>\$0.00</b>
001 OFS	\$24,640.00	\$0.00	\$24,640.00	\$10,266.94	\$14,373.06	\$10,266.94	\$0.00	\$14,373.06	\$10,266.94	\$10,266.94	\$0.00
<b>34100 SERVICIOS FINANCIEROS Y BANCARIOS</b>	<b>\$8,000.00</b>	<b>\$0.00</b>	<b>\$8,000.00</b>	<b>\$6,927.52</b>	<b>\$1,072.48</b>	<b>\$6,927.52</b>	<b>\$0.00</b>	<b>\$1,072.48</b>	<b>\$6,927.52</b>	<b>\$6,927.52</b>	<b>\$0.00</b>
001 OFS	\$8,000.00	\$0.00	\$8,000.00	\$6,927.52	\$1,072.48	\$6,927.52	\$0.00	\$1,072.48	\$6,927.52	\$6,927.52	\$0.00
<b>34500 SEGURO DE BIENES PATRIMONIALES</b>	<b>\$130,000.00</b>	<b>-\$5,000.00</b>	<b>\$125,000.00</b>	<b>\$122,276.21</b>	<b>\$2,723.79</b>	<b>\$122,276.21</b>	<b>\$0.00</b>	<b>\$2,723.79</b>	<b>\$122,276.21</b>	<b>\$122,276.21</b>	<b>\$0.00</b>
001 OFS	\$130,000.00	-\$5,000.00	\$125,000.00	\$122,276.21	\$2,723.79	\$122,276.21	\$0.00	\$2,723.79	\$122,276.21	\$122,276.21	\$0.00
<b>35100 CONSERVACIÓN Y MANTENIMIENTO MEI</b>	<b>\$43,400.00</b>	<b>-\$15,000.00</b>	<b>\$28,400.00</b>	<b>\$14,375.57</b>	<b>\$14,024.43</b>	<b>\$14,375.57</b>	<b>\$0.00</b>	<b>\$14,024.43</b>	<b>\$14,375.57</b>	<b>\$14,375.57</b>	<b>\$0.00</b>
001 OFS	\$43,400.00	-\$15,000.00	\$28,400.00	\$14,375.57	\$14,024.43	\$14,375.57	\$0.00	\$14,024.43	\$14,375.57	\$14,375.57	\$0.00
<b>35200 INSTALACIÓN, REPARACIÓN Y MANTEN</b>	<b>\$1,400.00</b>	<b>\$15,000.00</b>	<b>\$16,400.00</b>	<b>\$14,781.01</b>	<b>\$1,618.99</b>	<b>\$14,781.01</b>	<b>\$0.00</b>	<b>\$1,618.99</b>	<b>\$14,781.01</b>	<b>\$14,781.01</b>	<b>\$0.00</b>
001 OFS	\$1,400.00	\$15,000.00	\$16,400.00	\$14,781.01	\$1,618.99	\$14,781.01	\$0.00	\$1,618.99	\$14,781.01	\$14,781.01	\$0.00
<b>35300 INSTALACIÓN, REPARACIÓN Y MANTEN</b>	<b>\$20,000.00</b>	<b>\$0.00</b>	<b>\$20,000.00</b>	<b>\$0.00</b>	<b>\$20,000.00</b>	<b>\$0.00</b>	<b>\$0.00</b>	<b>\$20,000.00</b>	<b>\$0.00</b>	<b>\$0.00</b>	<b>\$0.00</b>
001 OFS	\$20,000.00	\$0.00	\$20,000.00	\$0.00	\$20,000.00	\$0.00	\$0.00	\$20,000.00	\$0.00	\$0.00	\$0.00
<b>35500 REPARACIÓN Y MANTENIMIENTO DE EQ</b>	<b>\$60,000.00</b>	<b>\$0.00</b>	<b>\$60,000.00</b>	<b>\$40,190.75</b>	<b>\$19,809.25</b>	<b>\$40,190.75</b>	<b>\$0.00</b>	<b>\$19,809.25</b>	<b>\$40,190.75</b>	<b>\$40,190.75</b>	<b>\$0.00</b>
001 OFS	\$60,000.00	\$0.00	\$60,000.00	\$40,190.75	\$19,809.25	\$40,190.75	\$0.00	\$19,809.25	\$40,190.75	\$40,190.75	\$0.00
<b>35800 SERVICIOS DE LIMPIEZA Y MANEJO DE I</b>	<b>\$1,560.00</b>	<b>\$0.00</b>	<b>\$1,560.00</b>	<b>\$259.84</b>	<b>\$1,300.16</b>	<b>\$259.84</b>	<b>\$0.00</b>	<b>\$1,300.16</b>	<b>\$259.84</b>	<b>\$259.84</b>	<b>\$0.00</b>
001 OFS	\$1,560.00	\$0.00	\$1,560.00	\$259.84	\$1,300.16	\$259.84	\$0.00	\$1,300.16	\$259.84	\$259.84	\$0.00
<b>35900 SERVICIOS DE JARDINERÍA Y FUMIGACI</b>	<b>\$560.00</b>	<b>\$0.00</b>	<b>\$560.00</b>	<b>\$422.24</b>	<b>\$137.76</b>	<b>\$422.24</b>	<b>\$0.00</b>	<b>\$137.76</b>	<b>\$422.24</b>	<b>\$422.24</b>	<b>\$0.00</b>

  
 LIC. ERNESTO ALONSO ROSALES RAMOS  
 DIRECTOR DE LA UNIDAD DE ADMINISTRACION

**ÓRGANO DE FISCALIZACIÓN SUPERIOR DEL ESTADO DE NAYARIT**  
**ESTADO DE NAYARIT**




Por Ramo o Dependencia /Unidad responsable/ Programas y proyectos de inversión/Objeto del gasto por Partida Genérica/Fuente de Financiamiento

Supervisor  
rptEstadoPresupuestoEgresosUA\_DP\_PG\_PL\_CP\_FF

Al 30/jun/2014

Fecha y hora de Impresión | 28/jul/2014 | 01:48 p.m.

Ramo o Dependencia / Unidad responsable/ Programas y proyectos de inversión/ Objeto del gasto por Partida Genérica/Fuente de Financiamiento	Ampliaciones / Aprobado (Reducciones)	Presupuesto Vigente	Presupuesto Comprometido	Presupuesto Disponible para Comprometer	Devengado	Comprometido No Devengado	Presupuesto Sin Devengar	Ejercido	Pagado	Cuentas por Pagar Deuda	
001 OFS	\$560.00	\$0.00	\$560.00	\$422.24	\$137.76	\$422.24	\$0.00	\$137.76	\$422.24	\$422.24	\$0.00
<b>37100 PASAJES AÉREOS</b>	<b>\$8,000.00</b>	<b>\$0.00</b>	<b>\$8,000.00</b>	<b>\$3,869.00</b>	<b>\$4,131.00</b>	<b>\$3,869.00</b>	<b>\$0.00</b>	<b>\$4,131.00</b>	<b>\$3,869.00</b>	<b>\$3,869.00</b>	<b>\$0.00</b>
001 OFS	\$8,000.00	\$0.00	\$8,000.00	\$3,869.00	\$4,131.00	\$3,869.00	\$0.00	\$4,131.00	\$3,869.00	\$3,869.00	\$0.00
<b>37200 PASAJES TERRESTRES</b>	<b>\$700.00</b>	<b>\$0.00</b>	<b>\$700.00</b>	<b>\$0.00</b>	<b>\$700.00</b>	<b>\$0.00</b>	<b>\$0.00</b>	<b>\$700.00</b>	<b>\$0.00</b>	<b>\$0.00</b>	<b>\$0.00</b>
001 OFS	\$700.00	\$0.00	\$700.00	\$0.00	\$700.00	\$0.00	\$0.00	\$700.00	\$0.00	\$0.00	\$0.00
<b>37500 VIÁTICOS EN EL PAÍS</b>	<b>\$20,000.00</b>	<b>\$0.00</b>	<b>\$20,000.00</b>	<b>\$3,700.00</b>	<b>\$16,300.00</b>	<b>\$3,700.00</b>	<b>\$0.00</b>	<b>\$16,300.00</b>	<b>\$3,700.00</b>	<b>\$3,700.00</b>	<b>\$0.00</b>
001 OFS	\$20,000.00	\$0.00	\$20,000.00	\$3,700.00	\$16,300.00	\$3,700.00	\$0.00	\$16,300.00	\$3,700.00	\$3,700.00	\$0.00
<b>37900 OTROS SERVICIOS DE TRASLADO Y HOJ</b>	<b>\$10,000.00</b>	<b>-\$6,000.00</b>	<b>\$4,000.00</b>	<b>\$2,569.00</b>	<b>\$1,431.00</b>	<b>\$2,569.00</b>	<b>\$0.00</b>	<b>\$1,431.00</b>	<b>\$2,569.00</b>	<b>\$2,569.00</b>	<b>\$0.00</b>
001 OFS	\$10,000.00	-\$6,000.00	\$4,000.00	\$2,569.00	\$1,431.00	\$2,569.00	\$0.00	\$1,431.00	\$2,569.00	\$2,569.00	\$0.00
<b>38200 GASTOS DE ORDEN SOCIAL Y CULTURA</b>	<b>\$100,000.00</b>	<b>\$0.00</b>	<b>\$100,000.00</b>	<b>\$12,436.00</b>	<b>\$87,564.00</b>	<b>\$12,436.00</b>	<b>\$0.00</b>	<b>\$87,564.00</b>	<b>\$12,436.00</b>	<b>\$12,436.00</b>	<b>\$0.00</b>
001 OFS	\$100,000.00	\$0.00	\$100,000.00	\$12,436.00	\$87,564.00	\$12,436.00	\$0.00	\$87,564.00	\$12,436.00	\$12,436.00	\$0.00
<b>39200 IMPUESTOS Y DERECHOS</b>	<b>\$60,000.00</b>	<b>\$11,500.00</b>	<b>\$71,500.00</b>	<b>\$70,524.71</b>	<b>\$975.29</b>	<b>\$70,524.71</b>	<b>\$0.00</b>	<b>\$975.29</b>	<b>\$70,524.71</b>	<b>\$70,524.71</b>	<b>\$0.00</b>
001 OFS	\$60,000.00	\$11,500.00	\$71,500.00	\$70,524.71	\$975.29	\$70,524.71	\$0.00	\$975.29	\$70,524.71	\$70,524.71	\$0.00
<b>39800 IMPUESTO SOBRE NÓMINAS Y OTROS C</b>	<b>\$2,100.00</b>	<b>\$7,500.00</b>	<b>\$9,600.00</b>	<b>\$0.00</b>	<b>\$9,600.00</b>	<b>\$0.00</b>	<b>\$0.00</b>	<b>\$9,600.00</b>	<b>\$0.00</b>	<b>\$0.00</b>	<b>\$0.00</b>
001 OFS	\$2,100.00	\$7,500.00	\$9,600.00	\$0.00	\$9,600.00	\$0.00	\$0.00	\$9,600.00	\$0.00	\$0.00	\$0.00
<b>39900 OTROS SERVICIOS GENERALES</b>	<b>\$8,400.00</b>	<b>-\$8,000.00</b>	<b>\$400.00</b>	<b>\$0.00</b>	<b>\$400.00</b>	<b>\$0.00</b>	<b>\$0.00</b>	<b>\$400.00</b>	<b>\$0.00</b>	<b>\$0.00</b>	<b>\$0.00</b>
001 OFS	\$8,400.00	-\$8,000.00	\$400.00	\$0.00	\$400.00	\$0.00	\$0.00	\$400.00	\$0.00	\$0.00	\$0.00
<b>51100 Muebles de oficina y estantería</b>	<b>\$15,000.00</b>	<b>\$0.00</b>	<b>\$15,000.00</b>	<b>\$14,000.00</b>	<b>\$1,000.00</b>	<b>\$14,000.00</b>	<b>\$0.00</b>	<b>\$1,000.00</b>	<b>\$14,000.00</b>	<b>\$14,000.00</b>	<b>\$0.00</b>
001 OFS	\$15,000.00	\$0.00	\$15,000.00	\$14,000.00	\$1,000.00	\$14,000.00	\$0.00	\$1,000.00	\$14,000.00	\$14,000.00	\$0.00
<b>51500 Equipo de cómputo y de tecnologías de la</b>	<b>\$10,000.00</b>	<b>\$0.00</b>	<b>\$10,000.00</b>	<b>\$0.00</b>	<b>\$10,000.00</b>	<b>\$0.00</b>	<b>\$0.00</b>	<b>\$10,000.00</b>	<b>\$0.00</b>	<b>\$0.00</b>	<b>\$0.00</b>
001 OFS	\$10,000.00	\$0.00	\$10,000.00	\$0.00	\$10,000.00	\$0.00	\$0.00	\$10,000.00	\$0.00	\$0.00	\$0.00
<b>51900 Otros mobiliarios y equipos de administra</b>	<b>\$12,500.00</b>	<b>\$0.00</b>	<b>\$12,500.00</b>	<b>\$6,995.00</b>	<b>\$5,505.00</b>	<b>\$6,995.00</b>	<b>\$0.00</b>	<b>\$5,505.00</b>	<b>\$6,995.00</b>	<b>\$6,995.00</b>	<b>\$0.00</b>
001 OFS	\$12,500.00	\$0.00	\$12,500.00	\$6,995.00	\$5,505.00	\$6,995.00	\$0.00	\$5,505.00	\$6,995.00	\$6,995.00	\$0.00
<b>54100 Vehículos y equipo terrestre</b>	<b>\$590,000.00</b>	<b>\$0.00</b>	<b>\$590,000.00</b>	<b>\$0.00</b>	<b>\$590,000.00</b>	<b>\$0.00</b>	<b>\$0.00</b>	<b>\$590,000.00</b>	<b>\$0.00</b>	<b>\$0.00</b>	<b>\$0.00</b>
001 OFS	\$590,000.00	\$0.00	\$590,000.00	\$0.00	\$590,000.00	\$0.00	\$0.00	\$590,000.00	\$0.00	\$0.00	\$0.00
<b>56500 Equipo de comunicación y telecomunicac</b>	<b>\$5,000.00</b>	<b>\$0.00</b>	<b>\$5,000.00</b>	<b>\$0.00</b>	<b>\$5,000.00</b>	<b>\$0.00</b>	<b>\$0.00</b>	<b>\$5,000.00</b>	<b>\$0.00</b>	<b>\$0.00</b>	<b>\$0.00</b>
001 OFS	\$5,000.00	\$0.00	\$5,000.00	\$0.00	\$5,000.00	\$0.00	\$0.00	\$5,000.00	\$0.00	\$0.00	\$0.00

  
 LIC. ERNESTO ALONSO ROSALES RAMOS  
 DIRECTOR DE LA UNIDAD DE ADMINISTRACION

**ÓRGANO DE FISCALIZACIÓN SUPERIOR DEL ESTADO DE NAYARIT**  
**ESTADO DE NAYARIT**



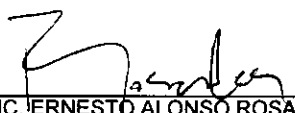
Rep. Supervisor  
 rptEstadoPresupuestoEgresosUA\_DP\_PG\_PL\_CP\_FF

Por Ramo o Dependencia /Unidad responsable/ Programas y proyectos de inversión/Objeto del gasto por Partida Genérica/Fuente de Financiamiento

Al 30/jun/2014

Fecha y hora de Impresión | 28/jul/2014  
 01:48 p.m.

Ramo o Dependencia / Unidad responsable/ Programas y proyectos de inversión/ Objeto del gasto por Partida Genérica/Fuente de Financiamiento	Ampliaciones / Aprobado (Reducciones)	Presupuesto Vigente	Comprometido	Presupuesto Disponibile para Comprometer	Devengado	Comprometido No Devengado	Presupuesto Sin Devengar	Ejercido	Pagado	Cuentas por Pagar Deuda
59100 Software	\$10,000.00	\$0.00	\$10,000.00	\$0.00	\$10,000.00	\$0.00	\$10,000.00	\$0.00	\$0.00	\$0.00
001 OFS	\$10,000.00	\$0.00	\$10,000.00	\$0.00	\$10,000.00	\$0.00	\$10,000.00	\$0.00	\$0.00	\$0.00
00 Calidad en el Proceso de Fiscalización										
4										
11300 SUELDOS BASE AL PERSONAL PERMAN	\$6,194,009.14	\$0.00	\$6,194,009.14	\$2,870,169.60	\$3,323,839.54	\$2,870,169.60	\$3,323,839.54	\$2,870,169.60	\$2,870,169.60	\$0.00
001 OFS	\$6,194,009.14	\$0.00	\$6,194,009.14	\$2,870,169.60	\$3,323,839.54	\$2,870,169.60	\$3,323,839.54	\$2,870,169.60	\$2,870,169.60	\$0.00
12100 HONORARIOS ASIMILABLES A SALARIO:	\$15,486,000.00	\$0.00	\$15,486,000.00	\$927,000.00	\$14,559,000.00	\$927,000.00	\$14,559,000.00	\$927,000.00	\$927,000.00	\$0.00
001 OFS	\$5,162,000.00	\$0.00	\$5,162,000.00	\$309,000.00	\$4,853,000.00	\$309,000.00	\$4,853,000.00	\$309,000.00	\$309,000.00	\$0.00
002 2.5 AL MILLAR	\$5,162,000.00	\$0.00	\$5,162,000.00	\$309,000.00	\$4,853,000.00	\$309,000.00	\$4,853,000.00	\$309,000.00	\$309,000.00	\$0.00
003 PROFIS	\$5,162,000.00	\$0.00	\$5,162,000.00	\$309,000.00	\$4,853,000.00	\$309,000.00	\$4,853,000.00	\$309,000.00	\$309,000.00	\$0.00
12200 SUELDOS BASE AL PERSONAL EVENTU.	\$1,443,500.00	\$0.00	\$1,443,500.00	\$602,120.00	\$841,380.00	\$602,120.00	\$841,380.00	\$602,120.00	\$602,120.00	\$0.00
001 OFS	\$1,174,500.00	\$0.00	\$1,174,500.00	\$602,120.00	\$572,380.00	\$602,120.00	\$572,380.00	\$602,120.00	\$602,120.00	\$0.00
002 2.5 AL MILLAR	\$134,500.00	\$0.00	\$134,500.00	\$0.00	\$134,500.00	\$0.00	\$134,500.00	\$0.00	\$0.00	\$0.00
003 PROFIS	\$134,500.00	\$0.00	\$134,500.00	\$0.00	\$134,500.00	\$0.00	\$134,500.00	\$0.00	\$0.00	\$0.00
12300 RETRIBUCIONES POR SERVICIOS DE CA	\$710.00	\$0.00	\$710.00	\$0.00	\$710.00	\$0.00	\$710.00	\$0.00	\$0.00	\$0.00
001 OFS	\$710.00	\$0.00	\$710.00	\$0.00	\$710.00	\$0.00	\$710.00	\$0.00	\$0.00	\$0.00
13100 PRIMAS POR AÑOS DE SERVICIOS EFEC	\$710.00	\$0.00	\$710.00	\$0.00	\$710.00	\$0.00	\$710.00	\$0.00	\$0.00	\$0.00
001 OFS	\$710.00	\$0.00	\$710.00	\$0.00	\$710.00	\$0.00	\$710.00	\$0.00	\$0.00	\$0.00
13200 PRIMAS DE VACACIONES, DOMINICAL Y	\$11,987,000.00	\$0.00	\$11,987,000.00	\$620,117.47	\$11,366,882.53	\$620,117.47	\$11,366,882.53	\$620,117.47	\$620,117.47	\$0.00
001 OFS	\$4,198,500.00	\$0.00	\$4,198,500.00	\$306,600.53	\$3,891,899.47	\$306,600.53	\$3,891,899.47	\$306,600.53	\$306,600.53	\$0.00
002 2.5 AL MILLAR	\$4,198,500.00	\$0.00	\$4,198,500.00	\$306,600.53	\$3,891,899.47	\$306,600.53	\$3,891,899.47	\$306,600.53	\$306,600.53	\$0.00
003 PROFIS	\$3,590,000.00	\$0.00	\$3,590,000.00	\$6,916.41	\$3,583,083.59	\$6,916.41	\$3,583,083.59	\$6,916.41	\$6,916.41	\$0.00
13400 COMPENSACIONES	\$20,083,047.00	\$0.00	\$20,083,047.00	\$11,658,558.90	\$8,424,488.10	\$11,658,558.90	\$8,424,488.10	\$11,658,558.90	\$11,658,558.90	\$0.00
001 OFS	\$9,959,849.00	\$0.00	\$9,959,849.00	\$5,792,120.94	\$4,167,728.06	\$5,792,120.94	\$4,167,728.06	\$5,792,120.94	\$5,792,120.94	\$0.00
002 2.5 AL MILLAR	\$9,929,449.00	\$0.00	\$9,929,449.00	\$5,785,065.14	\$4,144,383.86	\$5,785,065.14	\$4,144,383.86	\$5,785,065.14	\$5,785,065.14	\$0.00
003 PROFIS	\$193,749.00	\$0.00	\$193,749.00	\$81,372.82	\$112,376.18	\$81,372.82	\$112,376.18	\$81,372.82	\$81,372.82	\$0.00
14100 APORTACIONES DE SEGURIDAD SOCIAL	\$1,203,450.00	\$0.00	\$1,203,450.00	\$665,884.94	\$537,565.06	\$665,884.94	\$537,565.06	\$665,884.94	\$665,884.94	\$0.00

  
 LIC. ERNESTO ALONSO ROSALES RAMOS  
 DIRECTOR DE LA UNIDAD DE ADMINISTRACION



ÓRGANO DE FISCALIZACIÓN SUPERIOR DEL ESTADO DE NAYARIT  
ESTADO DE NAYARIT

Por Ramo o Dependencia /Unidad responsable/ Programas y proyectos de inversión/Objeto del gasto por Partida Genérica/Fuente de Financiamiento

Hsp: Supervisor  
rpt:EstadoPresupuestoEgresosUA\_DP\_PG\_PL\_CP\_FF

Al 30/jun/2014

Fecha y hora de Impresión | 28/jul/2014 01:48 p.m.

Ramo o Dependencia / Unidad responsable/ Programas y proyectos de inversión/ Objeto del gasto por Partida Genérica/Fuente de Financiamiento	Ampliaciones / Aprobado (Reducciones)	Presupuesto Vigente	Comprometido	Presupuesto Disponible para Comprometer	Devengado	Comprometido No Devengado	Presupuesto Sin Devengar	Ejercido	Pagado	Cuentas por Pagar Deuda	
001 OFS	\$1,203,450.00	\$0.00	\$1,203,450.00	\$665,884.94	\$537,565.06	\$665,884.94	\$0.00	\$537,565.06	\$665,884.94	\$665,884.94	\$0.00
<b>14200 APORTACIONES A FONDOS DE VIVIEND/</b>	<b>\$40,660.00</b>	<b>\$0.00</b>	<b>\$40,660.00</b>	<b>\$7,093.36</b>	<b>\$33,566.64</b>	<b>\$7,093.36</b>	<b>\$0.00</b>	<b>\$33,566.64</b>	<b>\$7,093.36</b>	<b>\$7,093.36</b>	<b>\$0.00</b>
001 OFS	\$40,660.00	\$0.00	\$40,660.00	\$7,093.36	\$33,566.64	\$7,093.36	\$0.00	\$33,566.64	\$7,093.36	\$7,093.36	\$0.00
<b>14400 APORTACIONES PARA SEGUROS</b>	<b>\$51,500.00</b>	<b>\$0.00</b>	<b>\$51,500.00</b>	<b>\$0.00</b>	<b>\$51,500.00</b>	<b>\$0.00</b>	<b>\$0.00</b>	<b>\$51,500.00</b>	<b>\$0.00</b>	<b>\$0.00</b>	<b>\$0.00</b>
001 OFS	\$25,750.00	\$0.00	\$25,750.00	\$0.00	\$25,750.00	\$0.00	\$0.00	\$25,750.00	\$0.00	\$0.00	\$0.00
003 PROFIS	\$25,750.00	\$0.00	\$25,750.00	\$0.00	\$25,750.00	\$0.00	\$0.00	\$25,750.00	\$0.00	\$0.00	\$0.00
<b>15100 CUOTAS PARA EL FONDO DE AHORRO</b>	<b>\$32,300.00</b>	<b>\$0.00</b>	<b>\$32,300.00</b>	<b>\$19,350.63</b>	<b>\$12,949.37</b>	<b>\$19,350.63</b>	<b>\$0.00</b>	<b>\$12,949.37</b>	<b>\$19,350.63</b>	<b>\$19,350.63</b>	<b>\$0.00</b>
001 OFS	\$32,300.00	\$0.00	\$32,300.00	\$19,350.63	\$12,949.37	\$19,350.63	\$0.00	\$12,949.37	\$19,350.63	\$19,350.63	\$0.00
<b>15200 INDEMNIZACIONES</b>	<b>\$71,000.00</b>	<b>\$0.00</b>	<b>\$71,000.00</b>	<b>\$71,000.00</b>	<b>\$0.00</b>	<b>\$71,000.00</b>	<b>\$0.00</b>	<b>\$0.00</b>	<b>\$71,000.00</b>	<b>\$71,000.00</b>	<b>\$0.00</b>
001 OFS	\$71,000.00	\$0.00	\$71,000.00	\$71,000.00	\$0.00	\$71,000.00	\$0.00	\$0.00	\$71,000.00	\$71,000.00	\$0.00
<b>15400 PRESTACIONES CONTRACTUALES</b>	<b>\$710,000.00</b>	<b>\$0.00</b>	<b>\$710,000.00</b>	<b>\$313,921.22</b>	<b>\$396,078.78</b>	<b>\$313,921.22</b>	<b>\$0.00</b>	<b>\$396,078.78</b>	<b>\$313,921.22</b>	<b>\$313,921.22</b>	<b>\$0.00</b>
001 OFS	\$710,000.00	\$0.00	\$710,000.00	\$313,921.22	\$396,078.78	\$313,921.22	\$0.00	\$396,078.78	\$313,921.22	\$313,921.22	\$0.00
<b>15500 APOYOS A LA CAPACITACIÓN DE LOS S</b>	<b>\$710.00</b>	<b>\$0.00</b>	<b>\$710.00</b>	<b>\$0.00</b>	<b>\$710.00</b>	<b>\$0.00</b>	<b>\$0.00</b>	<b>\$710.00</b>	<b>\$0.00</b>	<b>\$0.00</b>	<b>\$0.00</b>
001 OFS	\$710.00	\$0.00	\$710.00	\$0.00	\$710.00	\$0.00	\$0.00	\$710.00	\$0.00	\$0.00	\$0.00
<b>15900 OTRAS PRESTACIONES SOCIALES Y EC</b>	<b>\$710.00</b>	<b>\$0.00</b>	<b>\$710.00</b>	<b>\$0.00</b>	<b>\$710.00</b>	<b>\$0.00</b>	<b>\$0.00</b>	<b>\$710.00</b>	<b>\$0.00</b>	<b>\$0.00</b>	<b>\$0.00</b>
001 OFS	\$710.00	\$0.00	\$710.00	\$0.00	\$710.00	\$0.00	\$0.00	\$710.00	\$0.00	\$0.00	\$0.00
<b>16100 PREVISIONES DE CARÁCTER LABORAL</b>	<b>\$19,000.00</b>	<b>\$0.00</b>	<b>\$19,000.00</b>	<b>\$0.00</b>	<b>\$19,000.00</b>	<b>\$0.00</b>	<b>\$0.00</b>	<b>\$19,000.00</b>	<b>\$0.00</b>	<b>\$0.00</b>	<b>\$0.00</b>
001 OFS	\$19,000.00	\$0.00	\$19,000.00	\$0.00	\$19,000.00	\$0.00	\$0.00	\$19,000.00	\$0.00	\$0.00	\$0.00
<b>17100 ESTÍMULOS</b>	<b>\$29,110.00</b>	<b>\$0.00</b>	<b>\$29,110.00</b>	<b>\$0.00</b>	<b>\$29,110.00</b>	<b>\$0.00</b>	<b>\$0.00</b>	<b>\$29,110.00</b>	<b>\$0.00</b>	<b>\$0.00</b>	<b>\$0.00</b>
001 OFS	\$29,110.00	\$0.00	\$29,110.00	\$0.00	\$29,110.00	\$0.00	\$0.00	\$29,110.00	\$0.00	\$0.00	\$0.00
<b>21100 MATERIALES, ÚTILES Y EQUIPOS MENO</b>	<b>\$598,890.00</b>	<b>\$180,000.00</b>	<b>\$778,890.00</b>	<b>\$224,656.38</b>	<b>\$554,233.62</b>	<b>\$224,656.38</b>	<b>\$0.00</b>	<b>\$554,233.62</b>	<b>\$224,656.38</b>	<b>\$224,656.38</b>	<b>\$0.00</b>
001 OFS	\$200,630.00	\$60,000.00	\$260,630.00	\$74,885.46	\$185,744.54	\$74,885.46	\$0.00	\$185,744.54	\$74,885.46	\$74,885.46	\$0.00
002 2.5 AL MILLAR	\$199,130.00	\$60,000.00	\$259,130.00	\$74,885.46	\$184,244.54	\$74,885.46	\$0.00	\$184,244.54	\$74,885.46	\$74,885.46	\$0.00
003 PROFIS	\$199,130.00	\$60,000.00	\$259,130.00	\$74,885.46	\$184,244.54	\$74,885.46	\$0.00	\$184,244.54	\$74,885.46	\$74,885.46	\$0.00
<b>21300 MATERIAL ESTADÍSTICO Y GEOGRÁFIC</b>	<b>\$3,420.00</b>	<b>\$0.00</b>	<b>\$3,420.00</b>	<b>\$0.00</b>	<b>\$3,420.00</b>	<b>\$0.00</b>	<b>\$0.00</b>	<b>\$3,420.00</b>	<b>\$0.00</b>	<b>\$0.00</b>	<b>\$0.00</b>
001 OFS	\$1,710.00	\$0.00	\$1,710.00	\$0.00	\$1,710.00	\$0.00	\$0.00	\$1,710.00	\$0.00	\$0.00	\$0.00
002 2.5 AL MILLAR	\$1,710.00	\$0.00	\$1,710.00	\$0.00	\$1,710.00	\$0.00	\$0.00	\$1,710.00	\$0.00	\$0.00	\$0.00

LIC. ERNESTO ALONSO ROSALES RAMOS  
DIRECTOR DE LA UNIDAD DE ADMINISTRACION



**ÓRGANO DE FISCALIZACIÓN SUPERIOR DEL ESTADO DE NAYARIT**  
**ESTADO DE NAYARIT**



Rep. Supervisor  
rptEstadoPresupuestoEgresosUA\_DP\_PG\_PL\_CP\_FF

Por Ramo o Dependencia /Unidad responsable/ Programas y proyectos de inversión/Objeto del gasto por Partida Genérica/Fuente de Financiamiento

Al 30/jun/2014

Fecha y 28/jul/2014

hora de Impresión 01:48 p.m.

Ramo o Dependencia / Unidad responsable/ Programas y proyectos de inversión/ Objeto del gasto por Partida Genérica/Fuente de Financiamiento	Aprobado	Ampliaciones / (Reducciones)	Presupuesto Vigente	Comprometido	Presupuesto Disponibile para Comprometer	Devengado	Comprometido No Devengado	Presupuesto Sin Devengar	Ejercido	Pagado	Cuentas por Pagar Deuda
<b>21400 MATERIALES, UTILES Y EQUIPOS MENC</b>	<b>\$244,600.00</b>	<b>\$60,000.00</b>	<b>\$304,600.00</b>	<b>\$93,357.60</b>	<b>\$211,242.40</b>	<b>\$93,357.60</b>	<b>\$0.00</b>	<b>\$211,242.40</b>	<b>\$93,357.60</b>	<b>\$93,357.60</b>	<b>\$0.00</b>
001 OFS	\$122,300.00	\$30,000.00	\$152,300.00	\$46,678.80	\$105,621.20	\$46,678.80	\$0.00	\$105,621.20	\$46,678.80	\$46,678.80	\$0.00
002 2.5 AL MILLAR	\$122,300.00	\$30,000.00	\$152,300.00	\$46,678.80	\$105,621.20	\$46,678.80	\$0.00	\$105,621.20	\$46,678.80	\$46,678.80	\$0.00
<b>21500 MATERIAL IMPRESO E INFORMACIÓN DI</b>	<b>\$2,500.00</b>	<b>\$0.00</b>	<b>\$2,500.00</b>	<b>\$0.00</b>	<b>\$2,500.00</b>	<b>\$0.00</b>	<b>\$0.00</b>	<b>\$2,500.00</b>	<b>\$0.00</b>	<b>\$0.00</b>	<b>\$0.00</b>
001 OFS	\$2,500.00	\$0.00	\$2,500.00	\$0.00	\$2,500.00	\$0.00	\$0.00	\$2,500.00	\$0.00	\$0.00	\$0.00
<b>21600 MATERIAL DE LIMPIEZA</b>	<b>\$39,050.00</b>	<b>\$0.00</b>	<b>\$39,050.00</b>	<b>\$21,208.39</b>	<b>\$17,841.61</b>	<b>\$21,208.39</b>	<b>\$0.00</b>	<b>\$17,841.61</b>	<b>\$21,208.39</b>	<b>\$21,208.39</b>	<b>\$0.00</b>
001 OFS	\$39,050.00	\$0.00	\$39,050.00	\$21,208.39	\$17,841.61	\$21,208.39	\$0.00	\$17,841.61	\$21,208.39	\$21,208.39	\$0.00
<b>22100 PRODUCTOS ALIMENTICIOS PARA PERS</b>	<b>\$155,900.00</b>	<b>\$0.00</b>	<b>\$155,900.00</b>	<b>\$32,317.03</b>	<b>\$123,582.97</b>	<b>\$32,317.03</b>	<b>\$0.00</b>	<b>\$123,582.97</b>	<b>\$32,317.03</b>	<b>\$32,317.03</b>	<b>\$0.00</b>
001 OFS	\$155,900.00	\$0.00	\$155,900.00	\$32,317.03	\$123,582.97	\$32,317.03	\$0.00	\$123,582.97	\$32,317.03	\$32,317.03	\$0.00
<b>22300 UTENSILIOS PARA EL SERVICIO DE ALIM</b>	<b>\$10,650.00</b>	<b>\$0.00</b>	<b>\$10,650.00</b>	<b>\$984.15</b>	<b>\$9,665.85</b>	<b>\$984.15</b>	<b>\$0.00</b>	<b>\$9,665.85</b>	<b>\$984.15</b>	<b>\$984.15</b>	<b>\$0.00</b>
001 OFS	\$10,650.00	\$0.00	\$10,650.00	\$984.15	\$9,665.85	\$984.15	\$0.00	\$9,665.85	\$984.15	\$984.15	\$0.00
<b>24600 MATERIAL ELÉCTRICO Y ELECTRÓNICO</b>	<b>\$7,100.00</b>	<b>\$0.00</b>	<b>\$7,100.00</b>	<b>\$0.00</b>	<b>\$7,100.00</b>	<b>\$0.00</b>	<b>\$0.00</b>	<b>\$7,100.00</b>	<b>\$0.00</b>	<b>\$0.00</b>	<b>\$0.00</b>
001 OFS	\$7,100.00	\$0.00	\$7,100.00	\$0.00	\$7,100.00	\$0.00	\$0.00	\$7,100.00	\$0.00	\$0.00	\$0.00
<b>26100 COMBUSTIBLES, LUBRICANTES Y ADITIV</b>	<b>\$130,000.00</b>	<b>\$100,000.00</b>	<b>\$230,000.00</b>	<b>\$210,909.75</b>	<b>\$19,090.25</b>	<b>\$210,909.75</b>	<b>\$0.00</b>	<b>\$19,090.25</b>	<b>\$210,909.75</b>	<b>\$210,909.75</b>	<b>\$0.00</b>
002 2.5 AL MILLAR	\$130,000.00	\$100,000.00	\$230,000.00	\$210,909.75	\$19,090.25	\$210,909.75	\$0.00	\$19,090.25	\$210,909.75	\$210,909.75	\$0.00
<b>27100 VESTUARIO Y UNIFORMES</b>	<b>\$710.00</b>	<b>\$0.00</b>	<b>\$710.00</b>	<b>\$0.00</b>	<b>\$710.00</b>	<b>\$0.00</b>	<b>\$0.00</b>	<b>\$710.00</b>	<b>\$0.00</b>	<b>\$0.00</b>	<b>\$0.00</b>
001 OFS	\$710.00	\$0.00	\$710.00	\$0.00	\$710.00	\$0.00	\$0.00	\$710.00	\$0.00	\$0.00	\$0.00
<b>29100 HERRAMIENTAS MENORES</b>	<b>\$21,420.00</b>	<b>\$0.00</b>	<b>\$21,420.00</b>	<b>\$6,846.48</b>	<b>\$14,573.52</b>	<b>\$6,846.48</b>	<b>\$0.00</b>	<b>\$14,573.52</b>	<b>\$6,846.48</b>	<b>\$6,846.48</b>	<b>\$0.00</b>
001 OFS	\$10,710.00	\$0.00	\$10,710.00	\$3,423.24	\$7,286.76	\$3,423.24	\$0.00	\$7,286.76	\$3,423.24	\$3,423.24	\$0.00
002 2.5 AL MILLAR	\$10,710.00	\$0.00	\$10,710.00	\$3,423.24	\$7,286.76	\$3,423.24	\$0.00	\$7,286.76	\$3,423.24	\$3,423.24	\$0.00
<b>29400 REFACCIONES Y ACCESORIOS MENORE</b>	<b>\$9,230.00</b>	<b>\$0.00</b>	<b>\$9,230.00</b>	<b>\$4,990.01</b>	<b>\$4,239.99</b>	<b>\$4,990.01</b>	<b>\$0.00</b>	<b>\$4,239.99</b>	<b>\$4,990.01</b>	<b>\$4,990.01</b>	<b>\$0.00</b>
001 OFS	\$9,230.00	\$0.00	\$9,230.00	\$4,990.01	\$4,239.99	\$4,990.01	\$0.00	\$4,239.99	\$4,990.01	\$4,990.01	\$0.00
<b>29900 REFACCIONES Y ACCESORIOS MENORE</b>	<b>\$1,420.00</b>	<b>\$0.00</b>	<b>\$1,420.00</b>	<b>\$285.00</b>	<b>\$1,135.00</b>	<b>\$285.00</b>	<b>\$0.00</b>	<b>\$1,135.00</b>	<b>\$285.00</b>	<b>\$285.00</b>	<b>\$0.00</b>
001 OFS	\$1,420.00	\$0.00	\$1,420.00	\$285.00	\$1,135.00	\$285.00	\$0.00	\$1,135.00	\$285.00	\$285.00	\$0.00
<b>31100 ENERGÍA ELÉCTRICA</b>	<b>\$177,500.00</b>	<b>\$0.00</b>	<b>\$177,500.00</b>	<b>\$74,662.18</b>	<b>\$102,837.82</b>	<b>\$74,662.18</b>	<b>\$0.00</b>	<b>\$102,837.82</b>	<b>\$74,662.18</b>	<b>\$74,662.18</b>	<b>\$0.00</b>
001 OFS	\$177,500.00	\$0.00	\$177,500.00	\$74,662.18	\$102,837.82	\$74,662.18	\$0.00	\$102,837.82	\$74,662.18	\$74,662.18	\$0.00
<b>31300 AGUA</b>	<b>\$4,000.00</b>	<b>\$0.00</b>	<b>\$4,000.00</b>	<b>\$0.00</b>	<b>\$4,000.00</b>	<b>\$0.00</b>	<b>\$0.00</b>	<b>\$4,000.00</b>	<b>\$0.00</b>	<b>\$0.00</b>	<b>\$0.00</b>

L.C. ERNESTO ALONSO ROSALES RAMOS  
DIRECTOR DE LA UNIDAD DE ADMINISTRACION

**ÓRGANO DE FISCALIZACIÓN SUPERIOR DEL ESTADO DE NAYARIT**  
**ESTADO DE NAYARIT**



Por Ramo o Dependencia /Unidad responsable/ Programas y proyectos de inversión/Objeto del gasto por Partida Genérica/Fuente de Financiamiento

Hsp: Supervisor  
 rptEstadoPresupuestoEgresosUA\_DP\_PG\_PI\_CP\_FF

Al 30/jun/2014

Fecha y hora de Impresión | 28/jul/2014  
 01:48 p.m.

Ramo o Dependencia / Unidad responsable/ Programas y proyectos de inversión/ Objeto del gasto por Partida Genérica/Fuente de Financiamiento	Aprobado	Ampliaciones / (Reducciones)	Presupuesto Vigente	Comprometido	Presupuesto Disponible para Comprometer	Devengado	Comprometido No Devengado	Presupuesto Sin Devengar	Ejercido	Pagado	Cuentas por Pagar Deuda
001 OFS	\$4,000.00	\$0.00	\$4,000.00	\$0.00	\$4,000.00	\$0.00	\$0.00	\$4,000.00	\$0.00	\$0.00	\$0.00
<b>31400 TELEFONÍA TRADICIONAL</b>	<b>\$78,100.00</b>	<b>\$0.00</b>	<b>\$78,100.00</b>	<b>\$22,687.42</b>	<b>\$55,412.58</b>	<b>\$22,687.42</b>	<b>\$0.00</b>	<b>\$55,412.58</b>	<b>\$22,687.42</b>	<b>\$22,687.42</b>	<b>\$0.00</b>
001 OFS	\$78,100.00	\$0.00	\$78,100.00	\$22,687.42	\$55,412.58	\$22,687.42	\$0.00	\$55,412.58	\$22,687.42	\$22,687.42	\$0.00
<b>31600 SERVICIOS DE TELECOMUNICACIONES</b>	<b>\$40,000.00</b>	<b>\$20,000.00</b>	<b>\$60,000.00</b>	<b>\$16,583.50</b>	<b>\$43,416.50</b>	<b>\$16,583.50</b>	<b>\$0.00</b>	<b>\$43,416.50</b>	<b>\$16,583.50</b>	<b>\$16,583.50</b>	<b>\$0.00</b>
002 2.5 AL MILLAR	\$40,000.00	\$20,000.00	\$60,000.00	\$16,583.50	\$43,416.50	\$16,583.50	\$0.00	\$43,416.50	\$16,583.50	\$16,583.50	\$0.00
<b>31700 SERVICIOS DE ACCESO DE INTERNET, F</b>	<b>\$42,600.00</b>	<b>-\$20,000.00</b>	<b>\$22,600.00</b>	<b>\$1,346.87</b>	<b>\$21,253.13</b>	<b>\$1,346.87</b>	<b>\$0.00</b>	<b>\$21,253.13</b>	<b>\$1,346.87</b>	<b>\$1,346.87</b>	<b>\$0.00</b>
001 OFS	\$42,600.00	-\$20,000.00	\$22,600.00	\$1,346.87	\$21,253.13	\$1,346.87	\$0.00	\$21,253.13	\$1,346.87	\$1,346.87	\$0.00
<b>31800 SERVICIOS POSTALES Y TELEGRÁFICOS</b>	<b>\$5,600.00</b>	<b>\$0.00</b>	<b>\$5,600.00</b>	<b>\$4,496.61</b>	<b>\$1,103.39</b>	<b>\$4,496.61</b>	<b>\$0.00</b>	<b>\$1,103.39</b>	<b>\$4,496.61</b>	<b>\$4,496.61</b>	<b>\$0.00</b>
001 OFS	\$5,600.00	\$0.00	\$5,600.00	\$4,496.61	\$1,103.39	\$4,496.61	\$0.00	\$1,103.39	\$4,496.61	\$4,496.61	\$0.00
<b>32200 ARRENDAMIENTO DE EDIFICIOS</b>	<b>\$654,160.00</b>	<b>\$0.00</b>	<b>\$654,160.00</b>	<b>\$345,719.37</b>	<b>\$308,440.63</b>	<b>\$345,719.37</b>	<b>\$0.00</b>	<b>\$308,440.63</b>	<b>\$345,719.37</b>	<b>\$345,719.37</b>	<b>\$0.00</b>
001 OFS	\$654,160.00	\$0.00	\$654,160.00	\$345,719.37	\$308,440.63	\$345,719.37	\$0.00	\$308,440.63	\$345,719.37	\$345,719.37	\$0.00
<b>32700 ARRENDAMIENTO DE ACTIVOS INTANGIBLES</b>	<b>\$42,600.00</b>	<b>\$0.00</b>	<b>\$42,600.00</b>	<b>\$42,600.00</b>	<b>\$0.00</b>	<b>\$42,600.00</b>	<b>\$0.00</b>	<b>\$0.00</b>	<b>\$42,600.00</b>	<b>\$42,600.00</b>	<b>\$0.00</b>
001 OFS	\$42,600.00	\$0.00	\$42,600.00	\$42,600.00	\$0.00	\$42,600.00	\$0.00	\$0.00	\$42,600.00	\$42,600.00	\$0.00
<b>32900 OTROS ARRENDAMIENTOS</b>	<b>\$4,260.00</b>	<b>\$0.00</b>	<b>\$4,260.00</b>	<b>\$120.00</b>	<b>\$4,140.00</b>	<b>\$120.00</b>	<b>\$0.00</b>	<b>\$4,140.00</b>	<b>\$120.00</b>	<b>\$120.00</b>	<b>\$0.00</b>
001 OFS	\$4,260.00	\$0.00	\$4,260.00	\$120.00	\$4,140.00	\$120.00	\$0.00	\$4,140.00	\$120.00	\$120.00	\$0.00
<b>33400 SERVICIOS DE CAPACITACIÓN</b>	<b>\$1,223,494.00</b>	<b>\$0.00</b>	<b>\$1,223,494.00</b>	<b>\$0.00</b>	<b>\$1,223,494.00</b>	<b>\$0.00</b>	<b>\$0.00</b>	<b>\$1,223,494.00</b>	<b>\$0.00</b>	<b>\$0.00</b>	<b>\$0.00</b>
001 OFS	\$611,747.00	\$0.00	\$611,747.00	\$0.00	\$611,747.00	\$0.00	\$0.00	\$611,747.00	\$0.00	\$0.00	\$0.00
003 PROFIS	\$611,747.00	\$0.00	\$611,747.00	\$0.00	\$611,747.00	\$0.00	\$0.00	\$611,747.00	\$0.00	\$0.00	\$0.00
<b>33600 SERVICIOS DE APOYO ADMINISTRATIVO</b>	<b>\$59,870.00</b>	<b>\$12,000.00</b>	<b>\$71,870.00</b>	<b>\$36,981.38</b>	<b>\$34,888.62</b>	<b>\$36,981.38</b>	<b>\$0.00</b>	<b>\$34,888.62</b>	<b>\$36,981.38</b>	<b>\$36,981.38</b>	<b>\$0.00</b>
001 OFS	\$51,235.00	\$6,000.00	\$57,235.00	\$25,593.43	\$31,641.57	\$25,593.43	\$0.00	\$31,641.57	\$25,593.43	\$25,593.43	\$0.00
003 PROFIS	\$8,635.00	\$6,000.00	\$14,635.00	\$11,387.95	\$3,247.05	\$11,387.95	\$0.00	\$3,247.05	\$11,387.95	\$11,387.95	\$0.00
<b>33800 SERVICIOS DE VIGILANCIA</b>	<b>\$124,960.00</b>	<b>\$0.00</b>	<b>\$124,960.00</b>	<b>\$52,068.00</b>	<b>\$72,892.00</b>	<b>\$52,068.00</b>	<b>\$0.00</b>	<b>\$72,892.00</b>	<b>\$52,068.00</b>	<b>\$52,068.00</b>	<b>\$0.00</b>
001 OFS	\$124,960.00	\$0.00	\$124,960.00	\$52,068.00	\$72,892.00	\$52,068.00	\$0.00	\$72,892.00	\$52,068.00	\$52,068.00	\$0.00
<b>34100 SERVICIOS FINANCIEROS Y BANCARIOS</b>	<b>\$8,000.00</b>	<b>\$0.00</b>	<b>\$8,000.00</b>	<b>\$288.96</b>	<b>\$7,711.04</b>	<b>\$288.96</b>	<b>\$0.00</b>	<b>\$7,711.04</b>	<b>\$288.96</b>	<b>\$288.96</b>	<b>\$0.00</b>
002 2.5 AL MILLAR	\$4,000.00	\$0.00	\$4,000.00	\$144.48	\$3,855.52	\$144.48	\$0.00	\$3,855.52	\$144.48	\$144.48	\$0.00
003 PROFIS	\$4,000.00	\$0.00	\$4,000.00	\$144.48	\$3,855.52	\$144.48	\$0.00	\$3,855.52	\$144.48	\$144.48	\$0.00
<b>34500 SEGURO DE BIENES PATRIMONIALES</b>	<b>\$20,000.00</b>	<b>\$20,000.00</b>	<b>\$40,000.00</b>	<b>\$7,281.22</b>	<b>\$32,718.78</b>	<b>\$7,281.22</b>	<b>\$0.00</b>	<b>\$32,718.78</b>	<b>\$7,281.22</b>	<b>\$7,281.22</b>	<b>\$0.00</b>

LIC. ERNESTO ALONSO ROSALES RAMOS  
 DIRECTOR DE LA UNIDAD DE ADMINISTRACION



**ÓRGANO DE FISCALIZACIÓN SUPERIOR DEL ESTADO DE NAYARIT**  
**ESTADO DE NAYARIT**

Por Ramo o Dependencia /Unidad responsable/ Programas y proyectos de inversión/Objeto del gasto por Partida Genérica/Fuente de Financiamiento

Ráp. Supervisor


Al 30/jun/2014

Fecha y 28/jun/2014

rptEstadoPresupuestoEgresosUA\_DP\_PG\_PL\_CP\_FF

hora de Impresión 01:48 p.m.

Ramo o Dependencia / Unidad responsable/ Programas y proyectos de inversión/ Objeto del gasto por Partida Genérica/Fuente de Financiamiento	Aprobado	Ampliaciones / (Reducciones)	Presupuesto Vigente	Presupuesto Comprometido	Presupuesto Disponibile para Comprometer	Devengado	Comprometido No Devengado	Presupuesto Sin Devengar	Ejercido	Pagado	Cuentas por Pagar Deuda
002 2.5 AL MILLAR	\$20,000.00	\$20,000.00	\$40,000.00	\$7,281.22	\$32,718.78	\$7,281.22	\$0.00	\$32,718.78	\$7,281.22	\$7,281.22	\$0.00
35100 CONSERVACIÓN Y MANTENIMIENTO MEI	\$220,100.00	\$0.00	\$220,100.00	\$204,426.73	\$15,673.27	\$204,426.73	\$0.00	\$15,673.27	\$204,426.73	\$204,426.73	\$0.00
001 OFS	\$220,100.00	\$0.00	\$220,100.00	\$204,426.73	\$15,673.27	\$204,426.73	\$0.00	\$15,673.27	\$204,426.73	\$204,426.73	\$0.00
35200 INSTALACIÓN, REPARACIÓN Y MANTEN	\$7,100.00	\$0.00	\$7,100.00	\$6,318.37	\$781.63	\$6,318.37	\$0.00	\$781.63	\$6,318.37	\$6,318.37	\$0.00
001 OFS	\$7,100.00	\$0.00	\$7,100.00	\$6,318.37	\$781.63	\$6,318.37	\$0.00	\$781.63	\$6,318.37	\$6,318.37	\$0.00
35300 INSTALACIÓN, REPARACIÓN Y MANTEN	\$1,000.00	\$0.00	\$1,000.00	\$0.00	\$1,000.00	\$0.00	\$0.00	\$1,000.00	\$0.00	\$0.00	\$0.00
002 2.5 AL MILLAR	\$1,000.00	\$0.00	\$1,000.00	\$0.00	\$1,000.00	\$0.00	\$0.00	\$1,000.00	\$0.00	\$0.00	\$0.00
35500 REPARACIÓN Y MANTENIMIENTO DE EQ	\$5,000.00	\$0.00	\$5,000.00	\$0.00	\$5,000.00	\$0.00	\$0.00	\$5,000.00	\$0.00	\$0.00	\$0.00
002 2.5 AL MILLAR	\$5,000.00	\$0.00	\$5,000.00	\$0.00	\$5,000.00	\$0.00	\$0.00	\$5,000.00	\$0.00	\$0.00	\$0.00
35800 SERVICIOS DE LIMPIEZA Y MANEJO DE I	\$2,840.00	\$0.00	\$2,840.00	\$1,317.76	\$1,522.24	\$1,317.76	\$0.00	\$1,522.24	\$1,317.76	\$1,317.76	\$0.00
001 OFS	\$2,840.00	\$0.00	\$2,840.00	\$1,317.76	\$1,522.24	\$1,317.76	\$0.00	\$1,522.24	\$1,317.76	\$1,317.76	\$0.00
35900 SERVICIOS DE JARDINERÍA Y FUMIGACI	\$2,840.00	\$0.00	\$2,840.00	\$2,141.36	\$698.64	\$2,141.36	\$0.00	\$698.64	\$2,141.36	\$2,141.36	\$0.00
001 OFS	\$2,840.00	\$0.00	\$2,840.00	\$2,141.36	\$698.64	\$2,141.36	\$0.00	\$698.64	\$2,141.36	\$2,141.36	\$0.00
37100 PASAJES AÉREOS	\$28,000.00	\$14,000.00	\$42,000.00	\$37,030.00	\$4,970.00	\$37,030.00	\$0.00	\$4,970.00	\$37,030.00	\$37,030.00	\$0.00
001 OFS	\$28,000.00	\$14,000.00	\$42,000.00	\$37,030.00	\$4,970.00	\$37,030.00	\$0.00	\$4,970.00	\$37,030.00	\$37,030.00	\$0.00
37200 PASAJES TERRESTRES	\$3,550.00	\$0.00	\$3,550.00	\$0.00	\$3,550.00	\$0.00	\$0.00	\$3,550.00	\$0.00	\$0.00	\$0.00
001 OFS	\$3,550.00	\$0.00	\$3,550.00	\$0.00	\$3,550.00	\$0.00	\$0.00	\$3,550.00	\$0.00	\$0.00	\$0.00
37300 PASAJES MARÍTIMOS, LACUSTRES Y FL	\$20,000.00	\$0.00	\$20,000.00	\$400.00	\$19,600.00	\$400.00	\$0.00	\$19,600.00	\$400.00	\$400.00	\$0.00
001 OFS	\$10,000.00	\$0.00	\$10,000.00	\$200.00	\$9,800.00	\$200.00	\$0.00	\$9,800.00	\$200.00	\$200.00	\$0.00
002 2.5 AL MILLAR	\$10,000.00	\$0.00	\$10,000.00	\$200.00	\$9,800.00	\$200.00	\$0.00	\$9,800.00	\$200.00	\$200.00	\$0.00
37500 VIÁTICOS EN EL PAÍS	\$390,000.00	\$228,000.00	\$618,000.00	\$377,938.23	\$240,061.77	\$377,938.23	\$0.00	\$240,061.77	\$377,938.23	\$377,938.23	\$0.00
001 OFS	\$130,000.00	\$76,000.00	\$206,000.00	\$125,979.41	\$80,020.59	\$125,979.41	\$0.00	\$80,020.59	\$125,979.41	\$125,979.41	\$0.00
002 2.5 AL MILLAR	\$130,000.00	\$76,000.00	\$206,000.00	\$125,979.41	\$80,020.59	\$125,979.41	\$0.00	\$80,020.59	\$125,979.41	\$125,979.41	\$0.00
003 PROFIS	\$130,000.00	\$76,000.00	\$206,000.00	\$125,979.41	\$80,020.59	\$125,979.41	\$0.00	\$80,020.59	\$125,979.41	\$125,979.41	\$0.00
37600 VIÁTICOS EN EL EXTRANJERO	\$500.00	\$0.00	\$500.00	\$0.00	\$500.00	\$0.00	\$0.00	\$500.00	\$0.00	\$0.00	\$0.00
001 OFS	\$500.00	\$0.00	\$500.00	\$0.00	\$500.00	\$0.00	\$0.00	\$500.00	\$0.00	\$0.00	\$0.00
37900 OTROS SERVICIOS DE TRASLADO Y HO	\$225,000.00	-\$48,000.00	\$177,000.00	\$55,746.00	\$121,254.00	\$55,746.00	\$0.00	\$121,254.00	\$55,746.00	\$55,746.00	\$0.00

  
 LIC. ERNESTO ALONSO ROSALES RAMOS  
 DIRECTOR DE LA UNIDAD DE ADMINISTRACION



ÓRGANO DE FISCALIZACIÓN SUPERIOR DEL ESTADO DE NAYARIT  
ESTADO DE NAYARIT


Por Ramo o Dependencia /Unidad responsable/ Programas y proyectos de inversión/Objeto del gasto por Partida Genérica/Fuente de Financiamiento

Hsp. Supervisor  
rptEstadoPresupuestoEgresosUA\_DP\_PG\_PI\_CP\_FF

Al 30/jun/2014

Fecha y hora de impresión | 28/jul/2014  
01:48 p.m.

Ramo o Dependencia / Unidad responsable/ Programas y proyectos de inversión/ Objeto del gasto por Partida Genérica/Fuente de Financiamiento	Aprobado	Ampliaciones / (Reducciones)	Presupuesto Vigente	Comprometido	Presupuesto Disponible para Comprometer	Devengado	Comprometido No Devengado	Presupuesto Sin Devengar	Ejercido	Pagado	Cuentas por Pagar Deuda
001 OFS	\$75,000.00	-\$16,000.00	\$59,000.00	\$18,582.00	\$40,418.00	\$18,582.00	\$0.00	\$40,418.00	\$18,582.00	\$18,582.00	\$0.00
002 2.5 AL MILLAR	\$75,000.00	-\$16,000.00	\$59,000.00	\$18,582.00	\$40,418.00	\$18,582.00	\$0.00	\$40,418.00	\$18,582.00	\$18,582.00	\$0.00
003 PROFIS	\$75,000.00	-\$16,000.00	\$59,000.00	\$18,582.00	\$40,418.00	\$18,582.00	\$0.00	\$40,418.00	\$18,582.00	\$18,582.00	\$0.00
<b>39200 IMPUESTOS Y DERECHOS</b>	<b>\$20,000.00</b>	<b>\$0.00</b>	<b>\$20,000.00</b>	<b>\$8,426.00</b>	<b>\$11,574.00</b>	<b>\$8,426.00</b>	<b>\$0.00</b>	<b>\$11,574.00</b>	<b>\$8,426.00</b>	<b>\$8,426.00</b>	<b>\$0.00</b>
002 2.5 AL MILLAR	\$20,000.00	\$0.00	\$20,000.00	\$8,426.00	\$11,574.00	\$8,426.00	\$0.00	\$11,574.00	\$8,426.00	\$8,426.00	\$0.00
<b>39800 IMPUESTO SOBRE NÓMINAS Y OTROS C</b>	<b>\$10,650.00</b>	<b>\$0.00</b>	<b>\$10,650.00</b>	<b>\$0.00</b>	<b>\$10,650.00</b>	<b>\$0.00</b>	<b>\$0.00</b>	<b>\$10,650.00</b>	<b>\$0.00</b>	<b>\$0.00</b>	<b>\$0.00</b>
001 OFS	\$10,650.00	\$0.00	\$10,650.00	\$0.00	\$10,650.00	\$0.00	\$0.00	\$10,650.00	\$0.00	\$0.00	\$0.00
<b>39900 OTROS SERVICIOS GENERALES</b>	<b>\$42,600.00</b>	<b>-\$20,000.00</b>	<b>\$22,600.00</b>	<b>\$0.00</b>	<b>\$22,600.00</b>	<b>\$0.00</b>	<b>\$0.00</b>	<b>\$22,600.00</b>	<b>\$0.00</b>	<b>\$0.00</b>	<b>\$0.00</b>
001 OFS	\$42,600.00	-\$20,000.00	\$22,600.00	\$0.00	\$22,600.00	\$0.00	\$0.00	\$22,600.00	\$0.00	\$0.00	\$0.00
<b>51100 Muebles de oficina y estantería</b>	<b>\$132,000.00</b>	<b>\$614,100.00</b>	<b>\$746,100.00</b>	<b>\$218,414.94</b>	<b>\$527,685.06</b>	<b>\$218,414.94</b>	<b>\$0.00</b>	<b>\$527,685.06</b>	<b>\$218,414.94</b>	<b>\$218,414.94</b>	<b>\$0.00</b>
001 OFS	\$44,000.00	\$204,700.00	\$248,700.00	\$72,804.98	\$175,895.02	\$72,804.98	\$0.00	\$175,895.02	\$72,804.98	\$72,804.98	\$0.00
002 2.5 AL MILLAR	\$44,000.00	\$204,700.00	\$248,700.00	\$72,804.98	\$175,895.02	\$72,804.98	\$0.00	\$175,895.02	\$72,804.98	\$72,804.98	\$0.00
003 PROFIS	\$44,000.00	\$204,700.00	\$248,700.00	\$72,804.98	\$175,895.02	\$72,804.98	\$0.00	\$175,895.02	\$72,804.98	\$72,804.98	\$0.00
<b>51500 Equipo de cómputo y de tecnologías de la</b>	<b>\$1,068,000.00</b>	<b>\$120,000.00</b>	<b>\$1,188,000.00</b>	<b>\$739,722.21</b>	<b>\$448,277.79</b>	<b>\$739,722.21</b>	<b>\$0.00</b>	<b>\$448,277.79</b>	<b>\$739,722.21</b>	<b>\$739,722.21</b>	<b>\$0.00</b>
001 OFS	\$356,000.00	\$40,000.00	\$396,000.00	\$246,574.07	\$149,425.93	\$246,574.07	\$0.00	\$149,425.93	\$246,574.07	\$246,574.07	\$0.00
002 2.5 AL MILLAR	\$356,000.00	\$40,000.00	\$396,000.00	\$246,574.07	\$149,425.93	\$246,574.07	\$0.00	\$149,425.93	\$246,574.07	\$246,574.07	\$0.00
003 PROFIS	\$356,000.00	\$40,000.00	\$396,000.00	\$246,574.07	\$149,425.93	\$246,574.07	\$0.00	\$149,425.93	\$246,574.07	\$246,574.07	\$0.00
<b>51900 Otros mobiliarios y equipos de administra</b>	<b>\$20,000.00</b>	<b>\$5,300.00</b>	<b>\$25,300.00</b>	<b>\$25,199.84</b>	<b>\$100.16</b>	<b>\$25,199.84</b>	<b>\$0.00</b>	<b>\$100.16</b>	<b>\$25,199.84</b>	<b>\$25,199.84</b>	<b>\$0.00</b>
001 OFS	\$20,000.00	\$5,300.00	\$25,300.00	\$25,199.84	\$100.16	\$25,199.84	\$0.00	\$100.16	\$25,199.84	\$25,199.84	\$0.00
<b>54100 Vehículos y equipo terrestre</b>	<b>\$560,000.00</b>	<b>\$20,000.00</b>	<b>\$580,000.00</b>	<b>\$576,000.00</b>	<b>\$4,000.00</b>	<b>\$576,000.00</b>	<b>\$0.00</b>	<b>\$4,000.00</b>	<b>\$576,000.00</b>	<b>\$576,000.00</b>	<b>\$0.00</b>
002 2.5 AL MILLAR	\$560,000.00	\$20,000.00	\$580,000.00	\$576,000.00	\$4,000.00	\$576,000.00	\$0.00	\$4,000.00	\$576,000.00	\$576,000.00	\$0.00

  
LIC. ERNESTO ALONSO ROSALES RAMOS  
DIRECTOR DE LA UNIDAD DE ADMINISTRACION